

Foolproof Ticketing System Management for Bus

Meenachi Sundaram. S¹, Meshach Surya Prakash. P², Maria Jones. G³

¹Department of computer science and Engineering, Sathyabama Institute of Science and Technology, Tamilnadu, Chennai

² Department of computer science and Engineering, Sathyabama Institute of Science and Technology, Tamilnadu, Chennai

³ Assistant Professor, Department of computer science and Engineering, Sathyabama Institute of Science and Technology, Tamilnadu, Chennai

Abstract –Bus station transport is still one of the most widely used modes of transportation worldwide, particularly in India. Because of this, all of their working strategies make it easier to achieve the desired results. These technological advancements now provide one of the first-class services by means of the film station department and offer RFID eBook generation. Customers' payment for passengers is greatly simplified as a result, and they are relieved of having to deal with issues like trip tickets. The main goal of introducing this kind of gadget may be to simplify the process of booking and selling price tickets. This type of tags are used for manner verification and can be used to avoid fool proofing the machine. There are numerous passengers present, all of whom could use some additional financial support from donations. These RFID bands are much easier to read.

Key Words: Automatic Train Ticketing System (ATTS); RFID train system; NFC train system; QR train system; Tickets Generation Machines (TGM); Tickets Punching Machines (TPM); Near field communication(NFC); Automatic Tickets Checking Methods (ATCM)

1. INTRODUCTION

RFID is also referred to as a frequency identification tool which turns within the shape of tags. These are the technologies of the future. RFID initiatives have been used and these technologies are a good deal greener. This type of RFID tag uses mechanical radio wave recognition to transfer data to it. The RFID tag typically uses the chip as a reader because it has an antenna implanted inside of it. The reader portion and the tag are considered to be the two most crucial parts of an RFID system. Introduce electromagnetic waves and modules using an RFID tag and reader to send the information. Such automatic ticketing is made possible by this RFID machine's embedded technology.

LITERATURE SURVEY

Title : 1 Smart Bus System based on IoT

Author: Meet J. Shah, Rajesh P. Prasad, Aashutosh S. Singh.

The Smart Bus gadget includes numerous features, but the fundamental feature is the automated reserving of tickets. The gadget includes bus gadgets hooked up, one at the gateway and the opposite at the go out of the gateway. Each tool used to experiment the access and go out of passengers could have an RFID (Radio Frequency Identification) tag to be able to be scanned by RFID. It has a completely unique GPS module, a good way to update the place of the bus at certain periods, so as to be beneficial in both instances to decide the place of the passenger. The fare machine will calculate the space traveled and deduct the whole quantity from the passenger's pockets that can be treated inside the S-Bus cell application. In addition to this, the system also can track the vicinity of the bus in real time so that the user can plan the path for this reason. When all the transactions are transferred into the database, they may be exhibited to schedule the bus and analyze the frequency of transactions alongside the route. Daily, weekly and monthly visitors records might be analyzed with graphs and facts through real-time statistics ingestion. Therefore, the clever bus is an efficient, timely and dependable gadget, able to computerized ticket reserving, real- time bus tracks, and a strategic device and control as a way to in the long run make the adventure of passengers clean, store paper via digitization and shop time. And planning in planning.

Title: 2 Bus Ticket Online Cras System

Author: Nwakanma Ifeanyi Kosmas, Etus S., Ajere I.W. And Agomuo Uchechukwu God willing.

The online bus ticket reserving device is an internet application that runs on a centralized community. This mission gives a top level view of the usage of the "Bus Online Booking System " software program in the bus transportation gadget, a device that can be used for seat

reservations, cancellations, and numerous forms of tour requests in order to offer tickets quickly. OBTRS is designed to arrange and calculate conventional databases, ebook tickets and tune business and trips. It supports all information streaming, data bus, statistics ebook. The Imo Transport Company (ITC) was selected as a case to look at because of its strategic significance to Imo State. A Structured Systems Analysis and Design Methodology (SSADM) was adopted. In addition, the PHP personal home page (PHP) language became used for this system interface, and the lower back seized changed into evolved using MySQL. Consequently, the program has the capacity to improve purchaser courting management in ITC operations. It is suggested that, notwithstanding the present functionality of this system, additions must be carried out in the machine, which include the use of e-mail tickets and sending notifications to the customer, in addition to on-line charge the usage of a credit / debit card. In addition, other sports done by way of ITC, consisting of courier services, must additionally be incorporated for a better device.

Title 3: targets of the Smart bus Ticketing System

Author: Parviz Shariff¹, Abhishek S², Ashwini R. G³, Sneha G⁴, Shradha⁵

Public transport is the most inexpensive and most dependable mode of transport in India and has long been famous with the public. Deportation is a first-rate form of public shipping in India and performs an essential function in transportation. Since public transportation provides a without a doubt exceptional shape of public help, there is a growing want for a clear and reliable transportation device in everyday existence as they rely an increasing number of on open vehicles for work, faculty, clinical clinics, and so forth. With this in mind, this text proposes a brand new RFID-based total system wherein every passenger is issued a clever card with an RFID tag. After filling inside the departure, choosing the vacation spot and the primary component on the card, the RFID reader scans it,

and the debit gadget is paid by the passenger's money owed based totally on the records supplied. Agents and card management are also feasible inside the device. The present. The system's goal is to make public transportation networks easier to navigate for visitors, eliminating the need for paper tickets in the process. RFID, Android, and G

Title 4: Smart Ticketing System for Railways in Smart Cities using Software as a Service Architecture

Author: Mr. Godson Michael D'silva, Mr.Anoop Kunjumon Scariah, Mr.Lukose Roy Pannapara and Ms. Jessica John Joseph

In order to authenticate and authorize legitimate commuters to suit one's comfort level, purpose, or requirements while traveling, the railways in the suburbs of Mumbai implemented a ticketing system. The population that started using this train grew significantly as a result of the abundance of employment opportunities in Mumbai, which led to a number of problems like never-ending lines, paper waste, a significant amount of resources, and staff utilization. Alternative approaches that were suggested as a solution to these problems utterly failed. In addition, despite the vast amount of data produced from commuters, no analysis was ever conducted to improve the quality of the train service and the commuter experiences. The flexibility of using seasonal tickets according to the amount of days subscribed will benefit commuters. Authorities can also recognize commuters using this model who either never pay for tickets they buy or forget to bring their passes with them. The proposed system will also promote affordable offers to train commuters based on crowd analysis.

Title 5: RFID-based Ticketing for Public Transport System.

Author: Md. FoisalMahediHasan, Golam Tangim,Md. Kafiul Islam, Md.Rezwanul Haque Khandokar, Arif Ul Alam

Extreme system failures, malicious public discourse, corruption, and traffic jams are all effects of the city's paper-based public transit ticketing system. The automated, more user-friendly way of ticketing and credit transactions suggested in this paper uses RFID-based tickets. The overall system's main purpose is to guarantee uniformity among various bus agencies, resulting in uniform access for commuters during daily rides via an automated server that is updated each time a passenger uses RFID-based tickets to travel.

Title 6: IoT Based Ticket Checking System

Author: Kirti Dhiman¹, Er. CK Raina²

A sizable network exists on the Internet. The Internet is a vast network of computer networks that are linked together using protocols. The internet is used in daily life for communication, information searching, and other purposes. Things are significant data or equipment. The population has been increasing daily in recent years, and smart communities are becoming more and more well-

liked. In this article, we demonstrate a "IOT BASED TICKET CHECKING SYSTEM." This device includes an IOT module that examines bus riders' tickets. The design of the bus system is explained by this system.

EXISTING SYSTEM:

There is no appropriate price ticket service device in the cutting-edge device; passengers will no longer be assigned a price as a time carrier.

PROPOSED SYSTEM:

With respect to practical applications, RFID has both advantages and disadvantages; this kind of RFID can operate in areas with fewer regulations.

Real-time RFIDs are very reasonably priced and can be returned, making it simple to gather passenger information through a database.

Mountain climbing and mountain climbing are much more secure and easy compared to others, even though the exploratory type of human beings are much easier to identify. In order to complete the job, additional systems can be embedded, and the scanner technologies are very similar.

When compared to other ticketing methods, this type of speed and accuracy are significantly easier to implement, and it's anticipated that this project will be implemented in bus stations to the greatest degree possible across the 22 countries.

PROJECT DESIGN

BLOCK DIAGRAM:

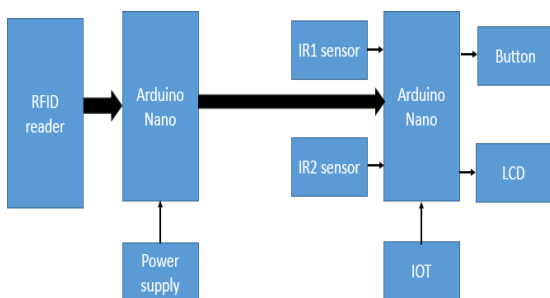


Fig 1.1

ARCHITECTURE DIAGRAM

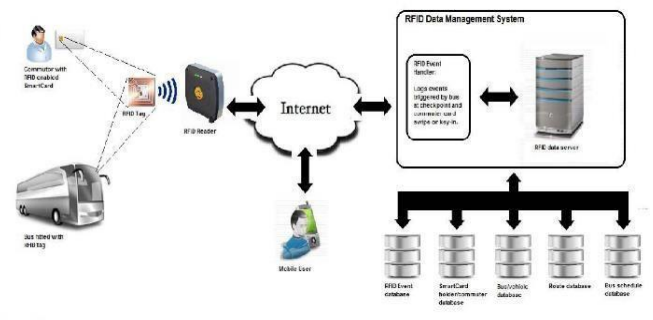



Fig 1.2

HARDWARE EXPLANATION:

ARDUINO UNO AND ITS PROGRAMMING

Arduino is a tool for creating computer systems that are more capable of comprehending and managing the physical world than your notebook computer. It is an open source physical computing platform that is completely constructed from a board with a basic microcontroller and a software development environment. Arduino can be used to design interactive objects by taking input from various switches or sensors and controlling various forms of physical expression, such as illumination and vehicles. Both solo and computer software-interactive, Arduino projects are possible. Tables can be put together by hand or bought ready-made; the open source IDE is available for free.

Arduino Uxo:



ARDUINO UNO

Memory

Atmega328 has 32 KB of memory. (of which 0.5 KB is used for the bootloader). Additionally, it has a 1 KB EEPROM and a 2 KB SRAM.

Input and output

The methods `pinMode()`, `digitalwrite()`, and `digitalread()` allow each digital pin on the Uno 14 to be used as an input or output. At five volts, they work. Each pin has a 20–50 k internal pull-up resistance that is by default deactivated and has a maximum current capacity of 40 mA. Several contacts have additional distinct powers;

RF BASICS

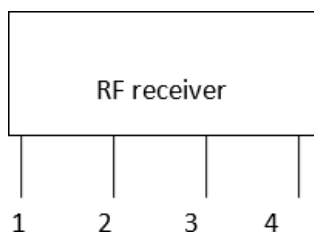
Radio frequency generation, or as it is now known, Wi-Fi technology, is the process of creating, modifying, transmitting, and receiving radio waves for the purpose of transmitting data (both analog and digital).

RF Communication:

By producing electromagnetic waves at the source, radio frequency communication generates electromagnetic waves that can be gathered for a specific place. These electromagnetic waves move through the atmosphere at a rate that is relatively rapid and similar to moderate. The frequency of an electromagnetic signal has an inverse relationship with the duration of the signal; the higher the frequency, the quicker the decline.

Hertz (cycles per second) is the unit of measurement for frequency, while the wireless frequency units are kilohertz (kHz or thousand cycles per second), megahertz (MHz or million cycles per second), and gigahertz. (GHz or billions of cycles in keeping with 2d). Wavelengths are shortened at higher frequencies. In comparison to a 2.44 GHz device, a 900 MHz tool has a lengthier latency.

Longer signifiers typically span farther and move around and round objects more effectively than shorter signifiers.

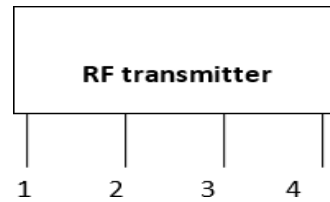


RF TRANSMITTER AND RECEIVER: RF TRANSMITTER MODULE:

Functional block of Tx section where

- 1,2,3,4 are the pins
- 1 - Antenna
 - 2 - Data input
 - 3 - Ground
 - 4 - VCC

CEIVER MODULE:



Pin 1 in this transmission segment is the antenna pin, to which the antenna can be connected to send RF data; Pin 2 is the data entry pin, which is the encoder; Pin 3 is the power pin; and Pin 4 is the VCC, which is for the transmitting segment

Functional Rx segment block with pins 1, 2, 3, and 4

- 1 - Antenna
- 2 - Input Data
- 3 - Ground
- 4 - VCC

Pin 1 serves as the antenna pin during the reception phase. Pin 2 serves as the circuit decoder pin. Pin 3 serves as the floor pin. Pin 4 serves as the VCC. This is the working portion of the receiver.

IR (Infrared) Sensor

A digital device called an infrared sensor emanates light to detect favorable aspects of the road. An IR monitor can measure the object's temperature and detect movement. These kinds of sensors, also referred to as pir sensors, only detect infrared radiation and do not emit it. Nearly every device that emits infrared light does so in some way. Our senses cannot see this kind of radiation, but infrared technology can be used to find it. Sincerely, the source is an IR.

The detector is essentially an IR photodiode that has the same frequency as an IR LED and is sensitive to IR radiation. Depending on how much IR light is captured by the photodiode, the

IR Sensor circuit

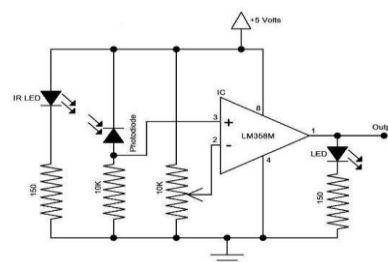


Fig. 1.3
IR Sensor Circuit diagram

IR Sensor Applications

IR sensors are used in a wide range of sensor-based projects and in a variety of electronic devices that detect temperature, as will be discussed below.

Radiation Thermometers

When it comes to the temperature and material of the object, radiation thermometers use IR sensors to detect the temperature, and these thermometers have some of the following characteristics.

Readings taken apart from the object being measured

- Faster reaction
- Easy dimension template

Flame Monitors

These kinds of tools are used to observe a flame's burning process and detect the light it emits. The flame emits light that ranges in wavelength from UV to IR. PbS, PbSe, pyro electric, and dual color reader Some of the typical devices used in flame monitors include the detector

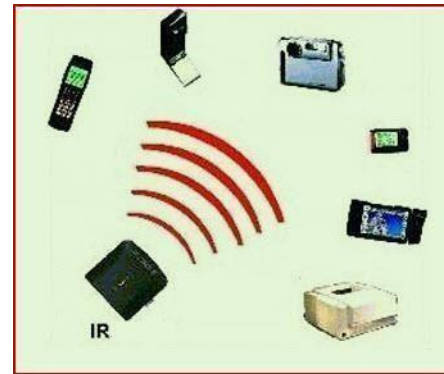
Moisture Analyzers

The wavelengths used by moisture analyzers are those that moisture of the infrared type can absorb. These wavelengths (1.1 m, 1.4 m, 1.9 m, and a set of 7 m) and in accordance with the wavelengths are used to irradiate objects. The moisture content of the objects affects how much light they reflect, which is found with the help of a moisture analysis. (the ratio of the reflected light to these wavelengths to consult the pondered light to kill). Photoconductive Pbs detectors are used in moisture analysis circuits in GaAs PIN photodiodes.

IR Imaging Devices

Due to its invisibility advantages, IR waves are one of the basic packages used in IR device imaging. It is used for a variety of devices, including infrared cameras and night vision equipment.

For example, infrared radiation is emitted by various materials, including water, rocks, earth,



vegetation, air, and the human body. By measuring this radiation that falls within the visible infrared, infrared thermal detectors can show the spatial temperature of an object or area in a photograph. Indium antimonide (InAm), germanium (GdHg), and mercury (HgCdTe) alloys (mercury-cadmium- telluride).

LCD Display:

Liquid crystal displays (LCDs) are made of materials that blend the properties of crystals and beverages. Instead, they have a melting point temperature where the molecules are grouped in an organized crystal structure and are nearly as cellular as in a liquid.

CONTROLLER IC FUNCTIONAL DESCRIPTION

REGISTERS:

On the chip driver, there are two eight-bit registers called the guiding sign in (IR) and the sign up sign up. (DR). IR saves handling data and guidance information in Display Data RAM (DD RAM) and Character Generator RAM. (CG RAM). The MPU can only be handled in the IR and cannot be examined.

In the DR, information that needs to be written to or examined is stored briefly. As an internal write procedure, Data is robotically written to the DD RAM or CG RAM from the MPU to the DR.

When an address is written to the IR, statistics from the DD RAM are immediately transferred to the DR. After the data has been passed between MPUs, the MPU reads the DR. In addition, the MPU DR looks at the data regarding the location sent by the DR itself that is kept in DD RAM or, similarly to how it happens for an MPU DR write, the next DD RAM address is chosen for the write process.

Alphanumeric characters, Japanese kana characters, and emblems are displayed on the monitor by the liquid crystal matrix controller and the LSI driver, respectively. It can be set up as a liquid crystal dot matrix display

controlled by a four- or eight-bit microprocessor. Since every feature, including the program . A minimal device can be set up for this controller/driver because RAM, a person generator, and the liquid crystal driver needed to power a liquid crystal show matrix are all internally supplied on a single chip

Conclusion:

As a result of technological advancements, all traditional methods have altered recently. Similar improvements have been made to registration systems, including the use of RFID and QR codes. The developer wants the developer, the loose pool, and the path from the soccer squad. It will be easier to obtain and use if public shipping is changed to more convenient delivery methods. Utilizing public transit effectively is one of the solutions to the expanding transportation problems in big cities. Even the device for public transportation wants to change. The advent of digitalization has allowed logistics service providers to virtually obtain price ticket information and businesspeople. During the event, this approach also gets rid of the paper logistics.

References:

1. Mr. Godson Michael D'silva, Mr. Anoop Kunjumon Scariah, Mr. Lukose Roy Pannapara and Ms. Jessica John Joseph "Smart Ticketing System for Railways in Smart Cities using Software as a Service Architecture" International conference on I-SMAC (IoT in Social, Mobile, Analytics and Cloud) (ISMAC 2017)
2. Md. Faisal Mahedi Hasan, *Golam Tangim,
3. *Md. Kafiul Islam, *Md. Rezwanul Haque Khandokar, *** Arif Ullah "RFID-based Ticketing for Public Transport System" 978-1-4244-5540-9/10/\$26.00 ©2016 IEEE
4. Kirti Dhiman¹, Er. CK Raina² "IoT Based Ticket Checking System" Vol. 6, Issue 3, March 2017
5. Vijaysanthi. R, Radha. N, Jaya Shree. M, Sindhuja. V "Fingerprint Authentication using Raspberry Pi based On IoT"
6. Dhvani. K. Shah, Dr. Vinayak A. Bharadi, V. J. Kaul, Sameer Amrutia "End-to-end Encryption based Biometric SaaS" International Journal of Pure and Applied Mathematics Special Issue
7. Syamala, M., Nalini, N.J., Ragupathy, R., Magalur, L.P., "Random forest classifier approach for blurred images", (2017) International Journal of Pure and Applied Mathematics, 116 (6 Special Issue), pp. 67-72.
8. Utkam, S.G., Parasa, R., Kondapaneni, A., Tulabandula, P.R.K., Kuppala, D.R., "A secured symmetric key encryption technique using images as secret keys", (2017) International Journal of Pure and Applied Mathematics, 116 (6 Special Issue), pp. 149-153.
9. Veeraiah, T., Mahamkali, A., Kishore, B.N.P., Rao, A.N., Rao, S.K.M., "Image denoising by profundity map method using diagram base change and group scanty", (2017) Mathematics, 115 (8 Special Issue), pp. 143-149.
10. Maria Jones, G. 1 ; Godfrey Winster, S. 2, Analyzing Behavioural pattern of Malware Propagation in Mobile Environment Journal of Computational and Theoretical Nanoscience, Volume 17, Number 5, May 2020, pp. 2125-2129(5).