

Optimization of Slenderness Ratio of Prestressed Box Girder Bridge using High Strength Concrete

Amogh Mishra¹, R.C. Singh²

¹PG Student, Department Of Civil Engineering, RSR Rungta College of Engineering and Technology, Bhilai.

²Asst. Professor, Chhattisgarh Swami Vivekananda Technical University, Bhilai, Chhattisgarh, India

Abstract – In prestressed segmental box girder Type Bridge Span-to-depth (Slenderness ratio) ratio is an important bridge design parameter which affects the behavior of bridge structure, and cost of construction. A study of 44 constant-depth box type girders indicates that conventional ratios have not changed significantly since 1958. This conventional ratio is now questionable, because recently developed high-strength concrete has enhanced mechanical properties that allow for slenderer sections. Based on material consumption, cost, and aesthetics comparisons, the thesis determines optimal ratios of a 7-span highway viaduct constructed with high-strength concrete Segmental box-girder. Results demonstrate that total construction cost is relatively insensitive to span-to-depth ratio over the following ranges of ratio 30-45, for box-girder Type Bridge. This finding leads to greater freedom for aesthetic expressions because, compared to conventional value (i.e. 22-39), higher ranges of ratios can now be selected without significant cost premiums.

Key Words: Highway Bridge, Slenderness ratio, span to depth ratio, Box girder.

1. INTRODUCTION

The pre stressed concrete bridge design is very complicated design and in the designing of bridge deck the most important parameter is slenderness ratio which is also called as span to depth ratio. This ratio is generally used to fix the depth of superstructure and it is chosen during the conceptual designing before any detailed calculation performed. The selection of the ratio at an early stage of the process of design gives the approximate dimension which is necessary for the analysis of bridge decks and aesthetic merits of the design in comparison with alternative design concept. Span to the depth ratio is generally selected based on the field experience and some values used in previously constructed bridges with their satisfactory performance. The ratio can also be determined by optimizing the combinations of ratios and superstructure depth to create cost efficient and aesthetic structure but this requires an iterative process therefore the optimization of the span to depth ratio in every design concept, it is common to select ratios from the given ranges of conventional values.

The selection of span to depth ratio is generally critical in the design of bridge with girders because the

cost of materials and construction of the superstructure is directly affected by span to the depth ratio. For example, using high span to depth ratio reduces the volume of concrete and increases the requirement of prestressing force and simplifies the construction, because in a lighter structure the cost of the bridge is highly dependent on the proportion of the superstructure, so the selection of span to depth ratio is very important for economy. Some proven ranges of span to depth ratios over the past decades given by different organization and Authors for different types of bridges, like; cast in situ box girder, cast in situ slab, and precast segmental box girder shown below in table 1.1

Table 1.1 Recommended Ratios segmental Box-Girder

Organization /Author	Year	Span to depth ratio
Leonhardt	1979	12 to 16
ACI-ASCE	1988	25 to 33
Menn	1990	17 to 22
AASHTO	1994	25
Cohn &Lounis	1994	12 to 20
AASHTO-PCI-ASBI	1997	25

A table 1.1 shows there has been no more changes in the recommended span-to-depth ratio since 1979 although the improvement in material strengths and construction technologies.

LITERATURE REVIEW

Miss. P.R. Bhivgade (2001)^[1] in her paper has studied a simply supported Box Girder Bridge for two lane road made up of prestressed concrete which is analysis for moving loads as per Indian Road Congress (IRC:6) specification, Prestressed Code (IS: 1343) and also as per IRC: 18-2000 specifications. The analysis was done by using SAP 2000 14 Bridge Wizard and prestressed with parabolic tendons in which utilize full section. The various slenderness ratio considered to get the proportioning depth at which stresses criteria and deflection criteria get

within the permissible limits recommended by IS codes. It is concluded that the basic principles for proportioning of concrete box girder help designer to design the section. For the torsion of superstructure box girder shows better resistance. The various slenderness ratios are carried out for Box Girder Bridges, deflection and stress criteria satisfied well within recommended limits. As the depth of the box girder increases, the prestressing force decreases and the number of cables decrease.

Rajamoori Arun Kumar, B. Vamsi Krishna (2014)^[7] in their paper has studied the practical approach that on a major bridge having 299 meters span, 36 no's of PSC Beams & 8 no's of RCC Beams. The main code that follows in this course is IS: 1343. The title is Code of Practice for Pre-stressed Concrete published by the Bureau of Indian Standards. Remembering that IS: 456 - 2000 which is the Code of Practice for Structural Concrete. Some of the provisions of IS: 456 are also applicable for Pre-stressed Concrete.

The following conclusion were made –

1. Shear force and bending moment for PSC T-beam girder are lesser than RCC T beam Girder Bridge which allow designer to have less heavy section for PSC T-Beam Girder than RCC T-Girder for 24 m span.
2. Moment of resistance of steel for both PSC and RCC has been evaluated and conclusions drawn that PSC T-Beam Girder has more capacity for 24 m and more than 24m of span.

2. PROBLEM IDENTIFICATION

The study of 44 used bridges has been done to presents the variations of span-to-depth ratios. Specifically, the study determines the range of ratios typically used for construction and examines its variations over the past 49 years. Box-girder bridge deck is to be analyzed.

2.1 Some Existing bridges and their span to depth ratio in

Table no. 2.1 Summary of Cast in Situ Box Girder.

Bridge No.	Bridge Name	Year	Span to depth ratio
1	Grenz Bridge at Basel	2000	17.7
2	Sart Canal-Bridge	2002	12
3	WeyermannshausBridge	1987	18.9
4	Eastbound Walnut	1986	23

Bridge No.	Bridge Name	Year	Span to depth ratio
	Viaduct		

3. PROBLEM IDENTIFICATION

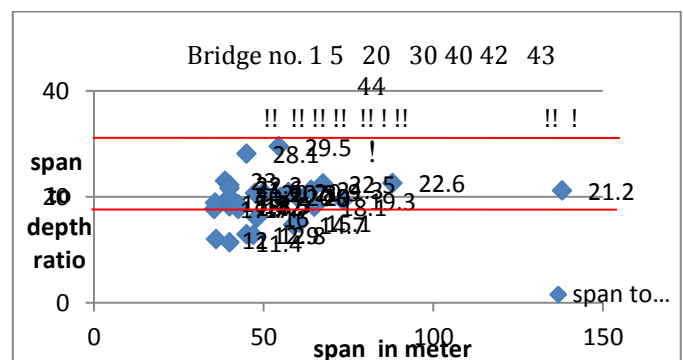
The study of 44 used bridges has been done to presents the variations of slenderness ratios of segmental type of box girder. Specifically, the study determines the range of ratios typically used for construction and examines its variations over the past 49 years. A Segmental Box-Girder type of bridge deck is to be analyzed.

3.1 Some Existing Bridges & Their Slenderness Ratios

3.1.1 Precast Segmental Box-Girder

44 precast segmental box-girders are considered for the study. Table 3-1 provides basic information for each bridge.

Bridge No.	Bridge Name	Year	Span to depth ratio
1	Grenz Bridge at Basel	2000	17.7
2	Sart Canal-Bridge	2002	12
3	WeyermannshausBridge	1987	18.9
4	Eastbound Walnut	1986	23



Graph 3-1 variation of span to depth ratio with span of segmental box girder

Graph 3-1 demonstrates that all 44 box-girders have span lengths varies between 35.4m and 138 m and demonstrates span-to-depth ratios that ranges varies from 11.4 to 29.5. The graph shows that 42 out of 44 bridges (95%) investigated have span lengths varies from 35m to 75m which is the typical range for constant-depth box-girders as suggested by Hewson . You can see in above the frequency plot on top of the graph are bridge numbers

that relate each data point to its corresponding bridge in Table 3-1. The red line shows the border of large concentration of bridges that have span-to-depth ratios varies between 15.5 and 22.6. In fact, 34 out of 44 bridges (75%) have ratios within the range of values suggested by Menn (17 to 22) and Hewson (20) which are based on existing bridges with acceptable performance.

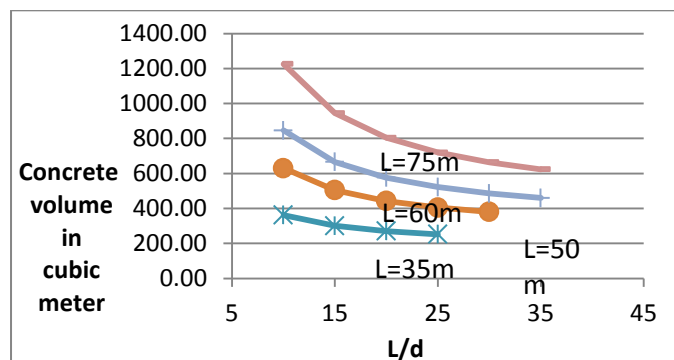
4. METHODOLOGY & ANALYSIS

4.1 Analysis Overview

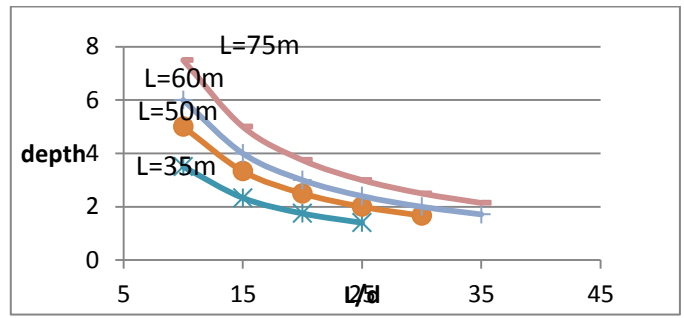
The purpose of this analysis is to compute the amount of prestressing force and the concrete strength needed to satisfy design requirements for bridges with varying span lengths and slenderness ratios. These material consumption results are then used to compute the cost of construction as a function of span-to-depth ratio. By analyzing the variations in construction cost and aesthetic impacts, the study determines the most economical span to depth ratios for different bridge types like box girder bridge, solid slab bridge etc . The segmental type of post-tensioned bridge is considered.

4.2 Analysis of Box Girder Bridge Deck

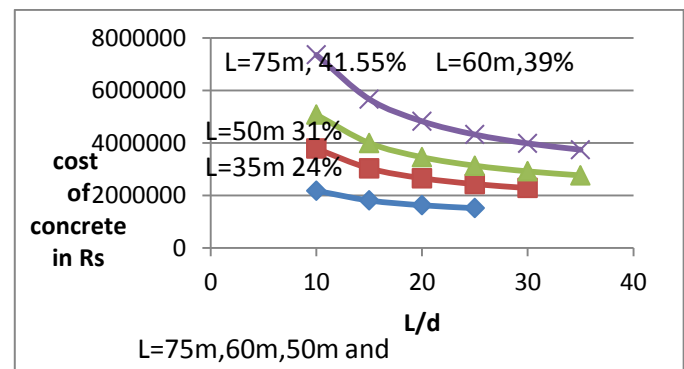
Analysis is performed on 22 cases with span lengths (interior) of 35m, 50m, 60m, and 75 m and slenderness ratios of 10, 15, 20, 25, 30, and 35. This set of span lengths is chosen because cast-in-situ box-girders are economical for spans up to about 100 m according to Menn (1990) and bridges with longer spans need to be haunched in order to reduce self weight. The end spans are made 10 m shorter than interior spans to balance moments along the entire bridge and to make simpler the treatment of prestressing in the study. If the span length is same for throughout the bridge, the end spans have larger moments than interior spans.



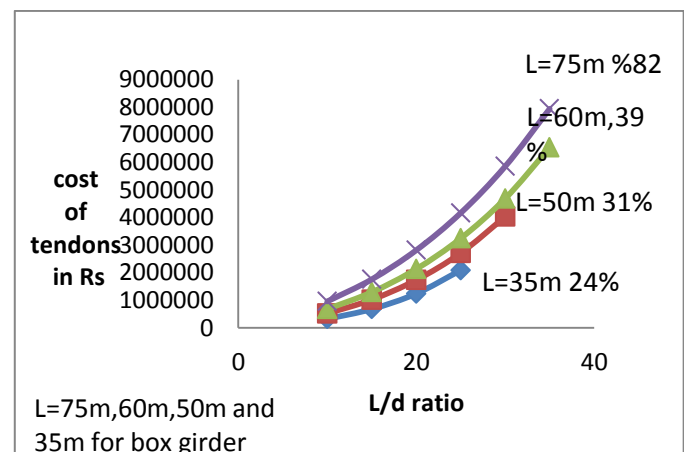
Graph 4.1 Variation of concrete volume



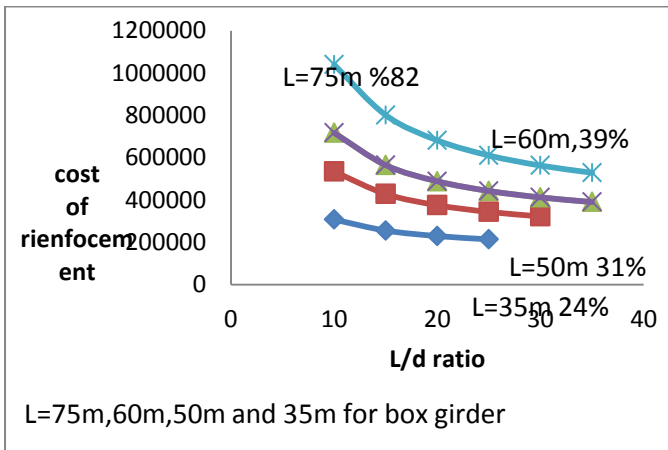
Graph 4.2 Variation of span to depth ratio for different span with depth



Graph 4.3 variation of cost of concrete



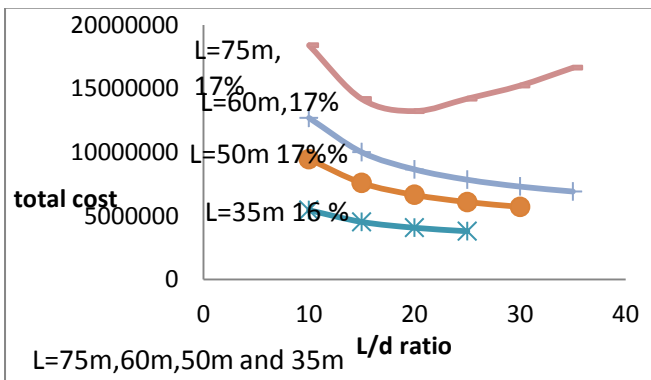
Graph 4.4 Variation of Cost of Tendons



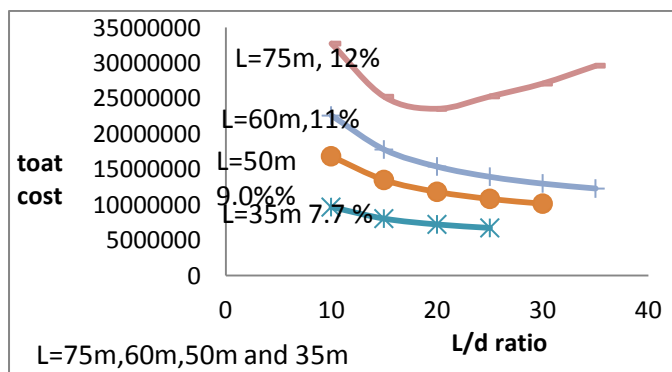
Graph 4.5 variation of cost of reinforcement

5. COST ANALYSIS

This cost study investigates the changes in superstructure and total cost of construction, which are based on the previously described material consumption results, when slenderness ratio varies. Comparison of these costs reveals the optimal slenderness ratio for each type of bridge. The study also demonstrates the cost benefits of using the optimal ratios instead of conventional ratios.



Graph 5.1 Total concrete of superstructure cost comparison



Graph 5.14 Total construction cost comparison

Table 5.1 Summary of cost study

	Cat in situ box-girder
Analysis range of ratios	10 - 35
Typical range of ratios	17.7 - 22.6
Conventional ratio	20.1
Cost-optimal ratio	25
Cost component	
Concrete	-5.1% (41.55%)
Prestressing tendon	+28% (285%)
Reinforcement steel	-1.3% (17%)
Total superstructure	-0.6% (19%)
Total construction cost	-0.4% (11%)

6. CONCLUSION

Girder-type bridges have commonly been designed using conventional slenderness ratios which have not changed significantly despite recent development in material strengths and construction technologies. This study determines the optimum slenderness ratios for two types of girder bridges constructed with high-strength concrete: cast-in-situ box-girder and solid slab, the ratios are optimized based on material consumption and total construction cost. The results of this thesis are summarized as follows.

A study of 44 constant-depth girder bridges reveals that the typical ranges of slenderness ratios is 15.7 to 22.6 for precast segmental box-girder. The study demonstrates that the ratios for cast-in-situ box-girders have not varied significantly from 1958 to 2007. The study also indicates that cast-in-situ solid slabs constructed after 1975 are mostly voided slabs with slenderness ratios below 25 due to the more stringent code requirements in recent years

REFERENCES

- [1] IS: 1343, Indian Standard Code of Practice for Prestressed concrete (2nd Revision), Bureau of Indian Standards, New Delhi.

- [2] 'Miss Bhivgade. R.P.(2001)' "Analysis and design of prestressed concrete box girder bridge"

- [3] 'Prof. Joseph Ancy, Babu Elsa , Babu Karthika , Lakshmi G, Krishna R Meera, "Analysis And Design Of Railway Over Bridge At Kumaranellur", International Journal of Civil and Structural Engineering Research, ISSN 2348-7607 (Online)Vol. 2, Issue 2, pp: (124-127), Month: October 2014 - March 2015

- [4] 'Mulesh K. Pathak (M. E. Casad)' "Performance of RCC Box type Superstructure in Curved bridges" International Journal of Scientific & Engineering Research, Volume 5, Issue 1, January-2014, ISSN 2229-5518