

# A More Extended Running Internal Combustion Motor Utilizing Straightforward Theme in Lubrication Framework Considering Heat Decrease and Expanded Operation Duration

Dr. Mohammad M. AlAzzawi<sup>1</sup>, MSc. Muayyad A.H Al-Hayali<sup>2</sup>, MSc. Kousay N. Al-Ane<sup>3</sup>

<sup>1</sup>Professor & Head of Air-Conditioning Engineering Department, Al-Rafidain University College Baghdad, Iraq

<sup>2,3</sup>Professor Associate / Air-Conditioning Engineering Department, Al-Rafidain University College Baghdad, Iraq

\*\*\*

**Abstract** - Vital part of machine and auto life would be the correct lubrication, very much oiled vehicle will outlive kept up inadequately models by numerous years. The same with regards to Industrial apparatus, spare a great deal of cash and bother later if a decent lubrication framework is presented [1]. Moving machine parts are cultivated by lubricating frameworks which present oil, oil and different ointments to them. Decreased erosion between parts by methods for oils, Longevity is expanded [1]. Without lubrication, most machines would overheat or endure outrageous harm [2]. Any individual who has ever fail to keep their vehicle oiled knows direct exactly how broad this harm can be. Cooling and greasing up frameworks are the basics part of practically all inner ignition engine that work related to one another advancing maintainable execution of engine. Thus, greasing up frameworks are indispensable piece of any engine framework that contribute in warmth decrease amid task, less warmth ensures longer life engine parts. In this examination a basic theme in oil framework will make huge enhancement in internal combustion framework.

**Key Words:** Lubricating framework, Internal Combustion Motor, Machine Parts

## 1. INTRODUCTION

There are contrasts in the utilization of highlights of their cooling and lubrication frameworks, remembering that their support techniques and operational qualities differ through motors, I.C. motors outfitted with an inside lubing up structure, an engine quickly overheats in light of any need in oil and extreme disintegration will happen [1,4]. Every moving part should be sufficiently greased up to guarantee long motor life, the primary oil object is to decrease grinding and wear between moving parts additionally inside motor cleaning by expelling contaminants (metal, plastic, elastic, and different particles) and very motor activity by retaining stuns between moving parts, in this examination a basic plated warm exchanger is connected inside the I.C. motor pan to drop down however much warmth as could be expected then the coolant will go through it while in transit to the radiator again finishing cycle done by the motor cooling framework [2,3].

## 2. LUBRICATING FRAMEWORK IN I.C. MOTOR

This framework is an essential piece of the motor and the activity of one relies on the task of alternate, in this way the greasing up framework fundamentally comprises of the accompanying

### 2.1 OIL PUMP

**Figure [1]** considered the greasing up framework quiddity; it compels oil out of the oil container (Pan), through the oil filter and galleries, and to the motor bearings. When in doubt, a gear on the motor camshaft drives the oil pump; in any case, a cogged belt or a prompt relationship with the completion of the camshaft or crankshaft drives the pump.



**Figure 1: Oil Pump**

### 2.2 OIL PICKUP AND STRAINER

It stretches out from the oil pump to the base of the oil skillet (Pan). One end to the motor or at the pickup tube fasteners or screws into the oil pump. Focusing generous particles from the oil as a result of the strainer work that has a work screen proper yet then passes a satisfactory measure of oil to the bay side of the pump, strainer is found with the objective that all oil entering the pump from the oil dish (container) should course through it. Two or three besides join a thriving valve that opens in the occasion the strainers end up stopped up, in like way bypassing oil to the pump Figure [2]

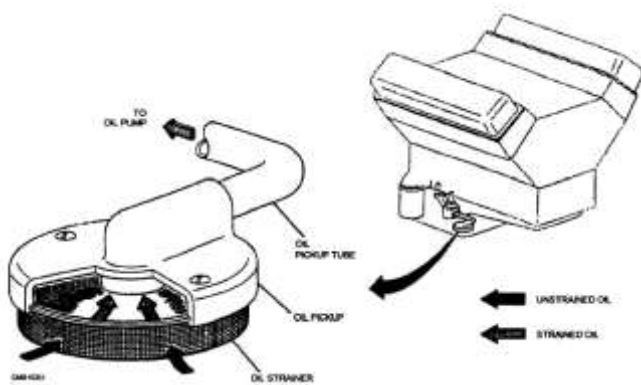


Figure 2: Oil Pickup and Strainer

### 2.3 PRESSURE RELIEF VALVE

It's a spring-stacked detour valve in the oil pump, motor block, or oil filter lodging. The valve includes a little barrel shape, spring, and chamber. Under pressure that is typical condition, the spring holds the relief valve shut. All the oil from the oil pump streams into the oil displays and to the direction.

### 2.4 OIL FILTER

Debasements that have been grabbed by the oil would be evacuated by oil filter as it courses through the motor. Intended to be supplanted promptly, the filter is mounted in an available area outside the motor. **Figure [3]**



Figure 3: Oil Filter [Type: Cartridge]

### 2.5 OIL PAN

Ordinarily made thin sheet metal or aluminum to frame it, and rushes to the base of the motor block. It holds a the providing process of oil for the oil framework. The oil compartment (container) is fitted with an affix exhaust plug for oil changes. Shielding the oil from sprinkling around in the dish is the fundamental obligations of perplexes. The most reduced territory which is known as the sump in the oil

dish where oil gathered. As oil filtered from the motor, it fills the sump. By then the oil pump can pull oil out for distribution.

### 2.6 OIL LEVEL GAUGE

Typically, the blade type represented in (Figure 4). It contains a long pole or sharp edge that stretches out into the oil dish (pan). To demonstrate the dimension of oil inside the oil skillet a checking is vital. By hauling the bar out from its ordinary place in the crankcase the readings are made. It is obligatory part that the oil level never dips under the low check or transcend the full stamp to ensure that the oil is in the ordinary proportion.

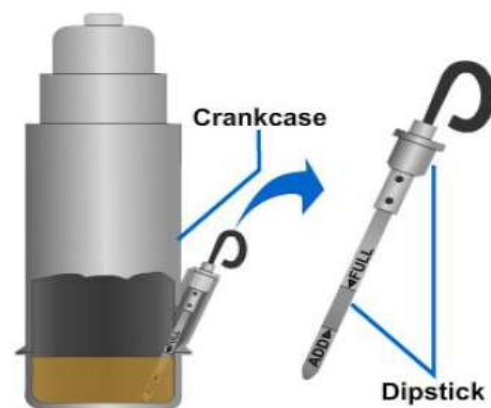


Figure 4: Oil Level Gauge

### 2.7 OIL VESTIBULE

Little sections through the chamber square and set out toward greasing up oil. They are tossed or machined segments that empower oil to stream to the engine introduction and other moving parts. The primary oil vestibule are expansive entries through the focal point of the block. crankshaft bearings are feed by them additionally camshaft bearing, and lifters.

### 2.8 OIL PRESSURE WARNING LIGHT

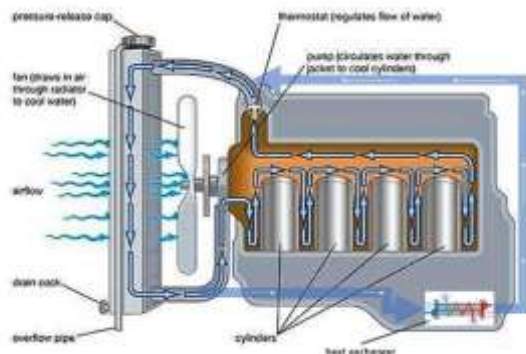
Numerous vehicles utilize it, a low oil condition is profitable to see, since the motor can miss the mark or be hurt in less than a snapshot of action without compression of the oil, the alert of caution light is utilized as a reinforcement for a check to draw in moment thoughtfulness regarding a glitch. Start switch bolstered the ability to the oil weight cautioning light. The circuit to ground is finished through the oil compression sending unit that screws into the motor and is presented to one of the oil vestibules. The sending unit includes a load sensitive stomach that works a ton of contact centers. Around 15 psi in many vehicles are adjusted to turn on the notice light whenever oil weight dips under that psi.

## 2.9 OIL PRESSURE GAUGE

Separated on a dial in pounds for each square inch (psi), How reliably and consistently the oil is being passed on to each and every major bit of the motor are the essential purpose behind the check sign and alerts of any stoppages in this transport. It very well may be mechanical or electrical. The measure on the instrument board is associated with an oil line took advantage of an oil vestibules driving from the pump, the pressure of the oil in the framework follows up on a stomach inside the check, making the needle enlist on the dial, this would be the common mechanical sort. In the electrical kind then again, works a rheostat associated with the motor that signals electrically to the pressure measure demonstrating oil inside the framework.

## 3. PROPOSED COOLING FRAMEWORK IN LUBRICANT DESIGN

Picture represent in Figure [5] presents the proposed cooling instrument and how the additional plated heat exchanger (PHE) in the dish (pan) of I.C. Motor can contribute in warmth decrease anyway significantly more advantages will end up convenient on the off chance that we consider less warmth can be the standard guideline to longer task periods



**Figure 5: Proposed Cooling Lubricant System Design**

## 4. CONCLUSION

Cooling and greasing up frameworks are the essentials part of practically all internal combustion motors so it's an imperative part that shouldn't be overlooked the proposed framework while including the PHE, it Can contribute in warmth decrease and longer task hours and enhancing life expectancy for i.c. motor parts.

## REFERENCES

[1]<https://www.thomasnet.com/about/lubricating-systems-45021003.html>

[2]Power Plant Handbook, Chapter Six: Cooling and Lubrication Systems

[3] Schultheiss, Hansjoerg & Tobie, Thomas & Stahl, Karsten. (2015). The Impact of Chosen Oil Parts on the Wear Conduct of Oil Greased Up Apparatuses. Diary of Tribology.

[4] Bansal, Vipan. (2015). Impact of Cutting Parameter On Hard Turning By Utilizing Diverse Greasing Up Conditions: A Survey.

## BIOGRAPHIES



**Dr. Mohammad M. AlAzzawi**  
Professor & Head of Air-Conditioning Engineering Department, Al-Rafidain University College



**MSc. Muayyad Abdulhameed Al-Hayali**  
University Professor / Air-Conditioning Engineering Department, Al-Rafidain University College



**MSc. Kousay Nafia Al-Ane**  
University Professor / Air-Conditioning Engineering Department, Al-Rafidain University College