

# Review of Hyperloop Technology use for Transportation

Shweta Hingmire<sup>1</sup>, Pratiksha Katte<sup>2</sup>, Pratik Deshmukh<sup>3</sup>

<sup>4</sup>Dr. Manisha Waze, Dept. of Electronics And Telecommunication Engineering, G H Raison college of Engineering And Management Pune, Maharashtra, India

\*\*\*

**Abstract** - Expected to word in the moving toward decade, Hyperloop is an attractively suspended case that articles to move voyagers between metropolitan urban areas at a rapid. To the best of the creators' information, this examination is to contemplate the Hyperloop from an operational edge by creating reproduction models. The idea of Hyperloop transportation was first presented on August 12, 2013. The arranged course runs from Los Angeles, California to Las Vegas, Nevada. As future work, the Hyperloop framework can be intended for different sets of metropolitan urban areas, and the quantity of Hyperloop cases required for efficient organize activity can be contemplated.

**Key Words:** Hyperloop, Capsule, Pods, Magnetic Levitation.

## 1. INTRODUCTION

Earlier examinations have demonstrated the need to spec into exchange techniques for transportation to lighten the traffic condition. While trying to comprehend this issue and to propose an answer approach that is monetarily achievable, a few coordination organizations are structuring an impossible to miss method of transportation called the Hyperloop. Expected to dispatch in the moving toward years, Hyperloop, an attractively suspended case set in a vacuum tube, will be utilized to move travelers between urban communities at an extremely fast. Going via air and street between these two metropolitan urban communities, which are acquired from openly accessible information sources.

While the working of the Hyperloop framework and the exploration goals are organized in the define stage, the information is assembled from different sources and is pre-prepared in the measure arrange. The recreation model is later evolved in the investigate step, while, in the plan stage, the diverse substitute situations are conceptualized. The idea of Hyperloop transportation was first presented by Elon Musk on August 12, 2013. The arranged course runs from Los Angeles, California to Las Vegas, Nevada.

Hyperloop is a fixed cylinder or arrangement of cylinders through which a case may travel liberated from air opposition or contact passing on individuals or items at rapid while being proficient, accordingly definitely lessening travel times over medium-go distances.[2] The Hyperloop Genesis paper imagined a Hyperloop framework that would impel travelers along the 350-mile (560 km) course at a speed of 760 mph (1,200 km/h), taking into consideration a movement time of 35 minutes, which is impressively quicker than current rail or air travel times.

### 1.1 Literature review

This area audits the examinations directed in Hyperloop, aircraft and railroad activity and other developing advancements.

#### 1.1.1 Survey of studies on Hyperloop

The Hyperloop framework is a mix between the rapid rail and the air traveler transport framework. van Goeverden et al. (2018) concentrated on the operational adequacy of this framework by directing a reproduction study. Their examination exhibited that the restricted limit of the Hyperloop combined with the costly foundation cost prompts a generously greater expense for each traveler (varying from the various "monetarily efficient travel cost" claims made by a few organizations wandering into the Hyperloop damage ket) in contrast with a rapid rail or air traveler transport framework. The vitality benefits and positive social execution, be that as it may, do make Hyperloop an alluring alternative for another method of transportation.

The Alpha archive distributed by Elon Musk in 2013 gave a foundation to the Hyperloop study (SpaceX, 2013). The article portrayed the vacuum cylinder and development of the case inside the cylinder. The examination evaluated the expense of a single direction trip as \$20/traveler with the assessed 7.4 mil-lion explorers among LA and SF, every way, consistently, and working expenses of \$6 billion more than 20 years. An understudy group has directed comparative structure learns at the Massachusetts Institute of Technology (MIT). In light of the conversation introduced in their final report, the container model structured by the group had the option to suspend without anyone else. Be that as it may, the case had the option to

professional pel just with the assistance of a pushing machine, because of the restricted length of the track of one mile (Team, 2017).

The investigation by Santangelo and Andrea (2018) surveyed the achievability of making the Hyperloop framework to the specifications originate in SpaceX. In spite of the fact that this record was for the most part seen decidedly by general society, the de-sign and financial attainability were addressed by academicians. The authors reasoned that Hyperloop execution is without a doubt doable, by the by, the operational and the underlying framework cost must be subsidized by a few sources.

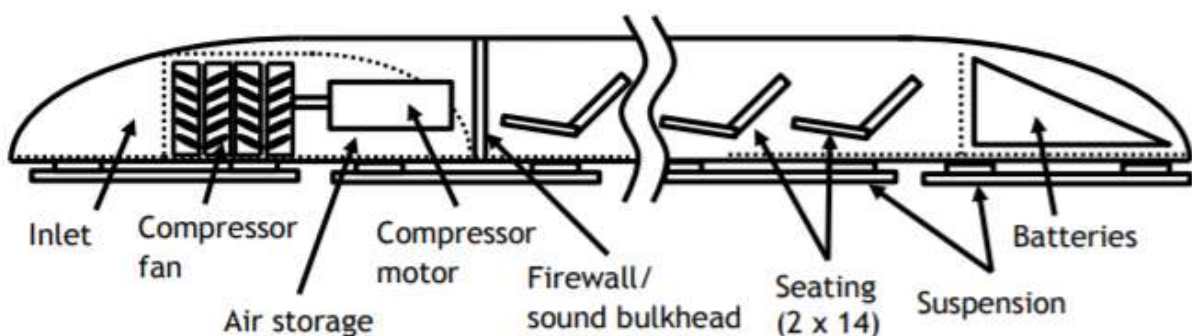
**1.1.2 Shared self-governing vehicles:**

Common Autonomous Vehicles (SAV), driverless vehicles that are commonly utilized between various travelers, have picked up notoriety because of the diminished leaving cost, constrained limit, and prudent travel cost for clients (Loeb et al., 2018). The creators detailed that with the continuing decline in battery costs, the current assessed working expenses of SAV are relied upon to lessen too. A reproduction model was created to decide the factors that influenced vehicle reaction time and the number of charging stations required. Results depicted that the vehicle go didn't generously affect the normal reaction times, while long charging time was a significant factor. Fagnant and Kockelman (2018) dissected the effect of SAVs in metropolitan urban areas like Austin, by recreating test request trips across traffic investigation zones utilizing a test system. The outcomes demonstrated that one SAV could support indistinguishable number of clients from around ten regular vehicles while keeping up a sensible client support level. Given the hold-up times and natural effect, the creators presumed that SAV is an encouraging and helpful method of ride-sharing.

**1.1.3 Review of airline and train operations:**

Like Hyperloop, Airlines are costly assets that need efficient use (Cacchiani and Salazar-González, 2016). Some issues emerge in compelling carrier activities, for instance, directing, airplane fleeting and group task. Some articles, for instance, Lohatepanont and Barnhart (2004), have created coordinated models for flight planning and fleet circulation to advance aircraft task and allotment. Similarly, Sherali et al. (2010) built up a blended integer programming model for aircraft plan structure and fleet tasks. This work was further extended by Sherali et al. (2013) by fusing genuine requirements, for instance, traveler re-convenience. While contemplates regarding aircraft tasks expect to succession flights and dispense group individuals, papers identified with train planning issues essentially focus on assessing the looks and takeoff times joining support time for wellbeing prerequisites. Methodologically, most investigations have targeting creating scientific models for adequately planning metro rails. For instance, Jamili (2017) built up an improvement model for a solitary track train sequencing and presented an edge utilizing a completely unique half and half calculation. Then again, Mladenović and Čangalović (2007), even as Peng et al. (2011), the expert presented heuristic methodologies for train rescheduling. Also, Samà et al. (2017) grew new neighborhood look approaches for powerfully steering metro rails.

**2. Basic Principals of Hyperloop**



**Figure . Hyperloop passenger capsule subsystem notional locations (not to scale).**

Hyperloop depends on a guideline of attractive levitation. The rule of attractive levitation is that a vehicle can be suspended and moved on a direction guideline track made with magnets. The vehicle on the track might be moved with the assistance of a straight enlistment engine.

## 2.1 Cylinder

The cylinder is made of steel. These cylinders were hypothetically intended to have vacuum inside them which should expel any opposition offered via air in course where train is voyaging, yet basically vacuum can't be accomplished for such a long track. In this manner, case comprise of extremely low weight air which offers truly immaterial obstruction.

## 2.2 capsule

Container the case send at a rapid and it is suspended by a high weight air pad. The plan of case is start with the streamlined shape. There are two rendition of container are being thought of: a traveler just form and a traveler in addition to vehicle adaptation. The cases are upheld by means of air heading that work utilizing a packed air supply and streamlined lift case materials are polymers.

## 2.3 Blower

Just low weight air doesn't take care of the issue completely. While container is venturing to every part of the air in front of it get packed and increment constrain offering protection from case offering ascend as far as possible, which can in the end stop the train however this issue was comprehended by including blower fan bow(front) of train. Consequently, Hyperloop requests new advancement to take care of this issue known as Kantrowitz limit. Blower fans are introduced on front of cases. These fans suck the collected compacted air from front of prepare and breathe out it to air heading. Hence, obstruction is expelled and no further gagging due as far as possible is caused. It supplies the air to the air course which bolsters the heaviness of the case.

## 2.4 Suspension

Grating was another significant obstacle of Hyperloop, which had just a single answer for evacuate any surface contact among case and cylinder for example container ought to suspend for example it should drift in air. Air orientation are introduced on surface of containers, the air breathed in by front of case's blower fan is breathed out via air bearing giving it drifting and levitation. Air bearing suspension offers strength and very low drag at a doable expense. A hardened air bearing suspension is amazing for unwavering quality and security. When there is a hole among ski and cylinder dividers is high then it shows the nonlinear response and which brings about enormous reestablishing pressure.

## 2.5 Driving forces

Straight quickening agents are developed along the length of the cylinder at different areas to quicken the containers. Rotors are situated on the cases to move energy to the containers by means of the straight quickening agents.

## 3. WORKING OF HYPERLOOP SYSTEM

Working of Hyperloop framework depends on magnetic levitation rule. As we realize that the traveler cushion travel through low weight tube. In Hyperloop framework an air blower fan is fitted on front side of case which sucks the air. It move high weight air front side to the back side of container (unit) also, it drive the unit. It makes the air pad around the case, so the case is suspended in air inside the cylinder. On the premise of attractive levitation standard the unit will be pushed by the straight enlistment engine. By the direct acceptance engine the case send starting with one spot then onto the next spot to a subsonic speed that is more slow than the speed of sound. The air between the case goes about as a pads to keep two containers from crashing inside the cylinder

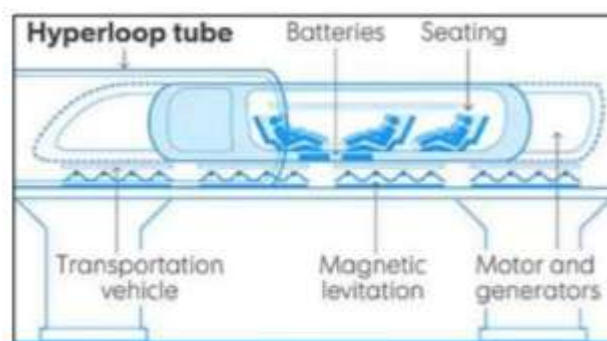


Fig. : Operating Principle of Hyperloop

#### 4. APPLICATIONS

The Hyperloop developers of the new system promise

1) The framework can move individuals and freight at a rapid. Presently, the most extreme speed of the Hyperloop is 1220 km/h. At this greatest speed, the container in the California venture passes the separation at 561 km in a short time. For correlation, a similar separation a traveler airplane defeats in 1 hour 15 minutes, a rapid train for 2 hours 38 minutes, and a vehicle for 5 hours 30 minutes.

2) The framework defeats the limitation on the speed of the land transport accessible in the most progressive current transportation frameworks, for example, rapid attractive pad train (maglev). A comparative train in 2015 at the test site in Japan arrived at a record of the greatest ground transportation speed of 603 km/h; This speed is a large portion of the announced most extreme speed of the Hyperloop train.

3) Organization of a one of a kind submerged vehicle dependent on the laying of the submerged cylinders. N therefore, the marine traffic shows up, moving with the speed of sound, unheard for the real transporting.

4) The adequately high conveying limit of the Hyperloop framework. The twin-tube Hyperloop street Los Angeles-San Francisco gives traveler traffic in a volume of 840 individuals for each hour, which permits arriving at the street throughput limit of 7.4 million occupants for every year. The most extreme conveying limit of a cargo liner for the vehicle of standard 20-foot compartments will be 2.1024 million TEU or 45.4750 million tons of load for every year.

5) The framework can ensure low expenses in the structure and usage of the vehicle framework. A little weight of transport containers of a few tons contrasted with multi-tonnage train permits the utilization of altogether more straightforward extensions and advances in the development of Hyperloop streets. Submerged cylinders can be utilized to pass water zones. Along these lines, as in the open areas, the principle tubs lines are fixed on high arches, the expenses for distancing land for development lessen. The arranged expenses for the traveler adaptation of the Los Angeles-San Francisco Hyperloop venture are \$ 6 billion, while for the elective rapid railroad venture the US specialists are prepared to spend \$ 70 billion. Right now, the arranged restitution time of the Hyperloop venture in 20 years a ticket from Los Angeles to San Francisco will cost \$20, and a ticket for movement on the fast rail will cost \$ 105, i.e., multiple times increasingly costly

6) Low working costs. For the development of traveler cases in the cylinder utilizing an air pad, a vitality of 21 MW is devoured. It is producing by sun oriented batteries situated on the external surface of the cylinders. The cells produce 57 MW, for example totally spread the expense of vitality

7) Independence from climate conditions, no disintegration caused at rapid by little strong counter particles. For fast land transport, this is a major issue. Rapid train during the traffic has the clamor qualities of the beginning airplane. Hyperloop is a lot calmer

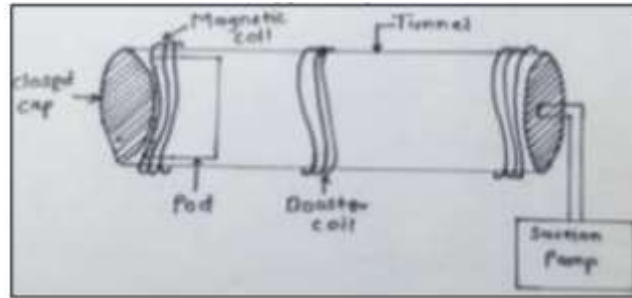
8) Ecological tidiness. The framework utilizes air, power produced by sun powered batteries

9) Security The framework ensures against floods and seismic tremors, against feathered creatures, creatures, various vehicles, people on foot. On all highways, one cylinder doesn't have counter-developments. There are no physical crossing points with autos and railroads, pipelines, high voltage lines. Directions of movement, increasing speed and deceleration forms are picked to consider that individuals experience over-burdens not surpassing 1g.

#### 5. Limitations

- 1) Turning will be basic.
- 2) Less versatile space for a traveler.
- 3) High speed may cause tipsiness in certain travelers.
- 4) The punctured passage could cause stun waves.
- 5) Stopping of the case is troublesome.

## 6. CONCLUSIONS



Our Hyperloop model depends on the rule of attraction. As we realize that the traveler unit goes through a low-pressure tube. Based on attraction, the container sends starting with one spot then onto the next spot to a subsonic speed that is slower than the speed of sound. At the point when we supply the electrical field to the attractive loop because of the attractive field produced in the attractive curl and unit, the hole among cases and containers is made. Due to the attractive field created extremity of supply exchanges the places of posts that cause fascination and aversion powers applied on the loop and the case. Since a case will move starting with one end then onto the next end. The vacuum creation is finished with the assistance of a suction siphon which sucks air inside the passage and sends it to the air. Due to suction siphon, the case inside the passage likewise gets a drawing power which additionally helps in speeding up.

### Development Details of Proposed Model

1) **Magnetic Coils** Magnetic loops are utilized to make an attractive field among units and the case which causes the making of a hole among cases and containers which lessens rubbing.

2) **Booster Coils** These curls are utilized to adjust the constant speed of the unit inside the passage. These loops are mounted in two curls closes. On the off chance that speed is decreased because of any explanation, the loop will assist with accomplishing the consistent speed.

3) **Suction Pump** Suction siphon is utilized to make a vacuum inside the passage. The suction siphon sucks air inside the passage and sends it to the environment. As a result of a suction siphon, the case inside the passage likewise gets a drawing power which additionally helps in speeding up.

4) **Tunnel** The passage is a low-pressure chamber in which the unit can travel. Within the passage is expelled with the assistance of a suction siphon to limit air protection from the case.

5) **Capsule** The plan of a container begins with the streamlined shape to lessen air opposition. There are two forms of the container are being thought of: a traveler just form and a traveler in addition to vehicle rendition.

6) **Propulsion** to quicken and decelerate container the attraction guideline is utilized. In which we utilize attractive loops to drive the unit inside the passage. At the point when the electric inventory is given to attractive loops, the attractive field is produced in the case and curl, because of the attractive field created in an attractive loop and unit the hole among cases and the container is made. Due to the attractive field created extremity of supply trades the places of shafts that cause fascination and aversion powers applied on the curl and the case. Since the unit will move starting with one end then onto the next end.

## REFERENCES

- [https://www.researchgate.net/figure/Dimensions-of-the-passenger-and-cargo-Hyperloop-designs-from-the-original-proposal\\_tbl2\\_282610407](https://www.researchgate.net/figure/Dimensions-of-the-passenger-and-cargo-Hyperloop-designs-from-the-original-proposal_tbl2_282610407)
- [http://www.sspmcoe.ac.in/naac/c2/2.3.1\\_p1.pdf](http://www.sspmcoe.ac.in/naac/c2/2.3.1_p1.pdf)
- <https://www.ijraset.com/files/serve.php?FID=16883>
- [www.cnet.com/news/hyperloop-transportation-technologies-passenger-capsule-elon-musk/](http://www.cnet.com/news/hyperloop-transportation-technologies-passenger-capsule-elon-musk/).
- google flights, 2019. [www.google.com/flights](http://www.google.com/flights). Inrix, 2019. Scorecard. [inrix.com/scorecard](http://inrix.com/scorecard).
- Sensitivity analysis of train schedule of a railway track network using an optimization modeling technique. *Eur. Transp. Res. Rev.* 7 (1), 3.

7. Van Goeverden CD, Van Arem B, Van Nes R (2016) Volume and GHG emissions of long-distance travelling by western Europeans. *Transp Res D* 45:28–47. <https://doi.org/10.1016/j.trd.2015.08.009>
8. Lee DS, Fahey DW, Forster PM, Newton PJ, Wit RCN, Lim LL, Owen B, Sausen R (2009) Aviation and global climate change in the 21st century. *Atmos Environ* 43:3520–3537. <https://doi.org/10.1016/j.atmosenv.2009.04.024>
9. European Commission (2014) EU Energy, Transport and GHG Emissions, Trends to 2050, Reference Scenario 2013. Publications Office of the European Union, Luxembourg
10. Musk E (2013) Hyperloop Alpha. SpaceX, Texas [http://www.spacex.com/sites/spacex/files/hyperloop\\_alpha-20130812.pdf](http://www.spacex.com/sites/spacex/files/hyperloop_alpha-20130812.pdf)
11. Abdelrahman AS, Sayeed J, Youssef MZ (2018) Hyperloop transportation system: analysis, design, control, and implementation. *IEEE Trans Ind Electron* 65(9):7427–7436. <https://doi.org/10.1109/TIE.2017.2777412>
12. Braun, J, Sousa, J, Pekardan, C (2017) Aerodynamic design and analysis of the hyperloop. *AIAA Journal* 55(12):4053-60 <https://doi.org/10.2514/1.J055634>
13. Chin, JC, Gray, JS, Jones, SM, Berton, JJ (2015) Open-source conceptual sizing models for the hyperloop passenger pod. 56th AIAA/ASCE/AHS/ASC Structures, Structural dynamics, and materials Conference, Kissimmee, Florida. <https://doi.org/10.2514/6.2015-1587>
14. Janzen R (2017) TransPod ultra-high-speed tube transportation: dynamics of vehicles and infrastructure. *Procedia Engineering* 199:8–17 <https://doi.org/10.1016/j.proeng.2017.09.142>
15. MITHyperloop\_FinalReport\_2017\_public.pdf
16. Hyperloop%20white%20paper\_0.pdf
17. <https://hyperloop-one.com/facts-frequently-asked-questions>
18. Hyperloop Commercial Feasibility Analysis, US Department of Transport
19. [www.spacex.com/sites/spacex/files/Hyperloop\\_alpha-20130812.pdf](http://www.spacex.com/sites/spacex/files/Hyperloop_alpha-20130812.pdf)
20. <https://www.theguardian.com/public-leaders-network/2017/apr/28/what-is-hs2-and-how-much-will-it-cost>

## BIOGRAPHIES



**Shweta Vijay Hingmire**

BTech appearing Final year (2020) Department of Electronics & Telecommunications G H Raisoni College of Engineering and Management Pune Maharashtra, India



**Pratilksha Rajendra Katte**

BTech appearing Final year (2020) Department of Electronics & Telecommunications G H Raisoni College of Engineering and Management Pune Maharashtra, India



**Pratik Sunil Deshmukh**

BTech appearing Final year (2020) Department of Electronics & Telecommunications G H Raisoni College of Engineering and Management Pune Maharashtra, India



**Dr. Manisha G. Waje**, Assistant Professor, Department of E&TC Engineering, G H Raisoni College of Engineering, Pune Maharashtra, India Ph.D Electronics Engineering  
Specialization: Digital Design