

# Thermoelectric Refrigerator Using Peltier Module

Tarun Prasad Sonwani<sup>1</sup>, Ashish Kumar<sup>2</sup>, Gulab Chand Sahu<sup>3</sup>, Kundan Lal Sahu<sup>4</sup>

<sup>1,2,3,4</sup>Assistant Professor, Mechanical Engineering Department, Shri Rawatpura Sarkar University, Raipur, Chhattisgarh, India

**Abstract** - The impact of on-going progress in Science and Technology has created a variety of systems that can be used in producing of refrigeration effect. The main objective of our project is to build a refrigerator which is compact, movable and which does not cause any harm to the environment. The most important utilization of this portable cooler will be for the preservation of medicines in extreme conditions. A Thermoelectric module (TEM) is used instead of compressor so that it becomes portable and light weight, and it works on the principles of Peltier effect. The use of Peltier effect is to create a heating side and a cooling side and also to maintain effectiveness. The total arrangement will be studied, fabricated & analyzed. The result hence obtained will show that this refrigeration system is useful in journey period, carrying medicines and making the temp of the food stuff stable at what they were kept.

**Key Words:** Thermoelectric module (TEM), Peltier Effect, thermal energy, compressor, semiconductor etc.

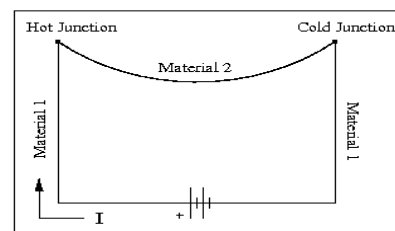
## 1. INTRODUCTION

Conventional cooling systems such as those used in refrigerators utilize a compressor and a working fluid to transfer heat. Thermal energy is absorbed and released as the working fluid undergoes expansion and compression and changes the phase from liquid to vapour and back, respectively [1]. Semiconductor thermoelectric coolers (also known as peltier coolers) offer several advantages over conventional systems. They are entirely solid-state devices with no moving parts, this makes them rugged, reliable and quiet. They use no ozone depleting chlorofluorocarbons. They can be extremely compact, much more than compressor based systems. Precise temperature control can be achieved with peltier coolers. However, their efficiency is low compared to conventional refrigerator. Thus, they are used in niche applications where their unique advantages outweigh their low efficiency [2].

Unlike a simple heat sink, a thermoelectric cooler permits lowering the temperature of an object below ambient as well as stabilizing the temperature of objects which are subject to widely varying ambient conditions. The objective of this study is to design and develop a working thermoelectric refrigerator of interior cooling volume of 5L that utilizes the peltier effect to refrigerate and maintain a selected temperature from 5°C to 25°C [4]. The design requirements

are to cool this volume to temperature within a time period of 6 hrs and provide retention of at least next half hr.

Schematic Diagram of the Peltier Effect



( Fig 1.1. Peltier Effect digram )

## 1.1 Advantages of Thermoelectric Refrigerators

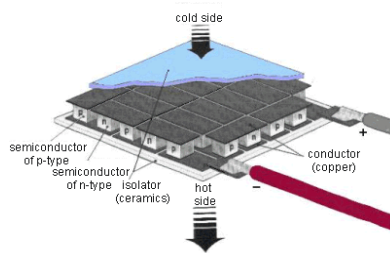
- **No Moving Parts:** A TE module works electrically without any moving parts so they are virtually maintenance free.
- **Ability to Heat and Cool With the Same module:** Thermoelectric coolers will either heat or cool depending upon the polarity of the applied DC power [5]. This feature eliminates the necessity of providing separate heating and cooling functions within a given system.
- **Electrically "Quiet" Operation:** Unlike a mechanical refrigeration system, TE modules generate virtually no electrical noise and can be used in conjunction with sensitive electronic sensors. They are also acoustically silent.
- **Small Size and Weight:** The overall thermoelectric cooling system is much smaller and lighter than a comparable mechanical system. In addition, a variety of standard and special sizes and configurations are available to meet strict application requirements [11].

## 2. SET-UP DESCRIPTION

For the construction of the Thermoelectric Refrigerator four main components are used, which are as follows –

**2.1 Peltier Module:** - The method of thermoelectric cooling (using the Peltier effect) is useful because it can cool an object without any moving pieces or other complex machinery that isolates the cooler from its ambient surroundings. The devices that are constructed to take advantage of this phenomenon are known as Peltier elements, or thermoelectric coolers (TECs). The most common combination of materials in the thermocouples of Peltier elements (TECs) are the two semiconductors Bismuth and Tellurid. The semiconductor cubes with extra free electrons (and thus

carry mainly negative charge) are known as N-type semiconductors, while those with few free electrons (and carry mainly positive charge) are P-type semiconductors. The pairs of P and N semiconductor cubes are set up and connected in an array so that the pairs have an electrical series connection, but a thermal parallel connection. When a current is applied to this system (the TEC), the way the current flows through the semiconductors induces a temperature difference, and causes the heat-sink side of the Peltier element to heat up, and the cold side to cool (or cooling whatever is in thermal contact with that side).



( Fig 2.1. A Peltier Module )

**2.2 Heat Sink :-** Rather than being a heat absorber that consumes heat by magic, a thermoelectric cooler is a heat pump which moves heat from one location to another. When electric power is applied to a TE module, one face becomes cold while the other is heated. In accordance with the laws of thermodynamics, heat from the (warmer) area being cooled will pass from the cold face to the hot face..

**2.3 DC Power Supply :-** The Peltier Module requires DC power supply for its working, hence a power driver is used to deliver constant current to the cooler at 12V, 10Amp.

**2.4 Insulated Case :-** Thermal insulation is defined as a material or combination of materials which on application retards the flow of heat and adapted to any size, shape and surface. Thus, the insulation is the outcome of performing the process to thermally isolate the system using insulating materials to reduce the heat transfer rate drastically between the system and the adjacent body or the environment. As we know the ice vendors take advantage of thermocol for its economic value and good insulation property as it does not allow the inner temperature of cooling medium to go down.

### 3. BASIC CONCEPTS

The working of the THERMOELECTRIC REFRIGERATOR is based on various theories or concepts. These theories are related to mainly heat transfer and refrigeration. Electrical concepts such as semiconductors and their doping is also a significant part of the project. Following are the theories involved in the construction -

1. The Peltier Theory.
2. Semiconductors with doping.
3. Heat transfer through Heat Sink.
4. Forced convection.

A brief description of each element listed above is given below.


**3.1 Peltier Theory: -** Thermoelectric coolers operate according to the Peltier effect. The effect creates a temperature difference by transferring heat between two electrical junctions. A voltage is applied across joined conductors to create an electric current. When the current flows through the junctions of the two conductors, heat is removed at one junction and cooling occurs. Heat is deposited at the other junction.

The main application of the Peltier effect is cooling. However the Peltier effect can also be used for heating or control of temperature. In every case, a DC voltage is required.

Thermoelectric coolers act as a solid-state heat pump. Each features an array of alternating n- and p- type semiconductors. The semiconductors of different type have complementary Peltier coefficients. The array of elements is soldered between two ceramic plates, electrically in series and thermally in parallel. Solid solutions of bismuth telluride, antimony telluride, and bismuth selenide are the preferred materials for Peltier effect devices because they provide the best performance from 180 to 400 K and can be made both n-type and p-type.

Cooling occurs when a current passes through one or more pairs of elements from n- to p-type; there is a decrease in temperature at the junction ("cold side"), resulting in the absorption of heat from the environment. The heat is carried along the elements by electron transport and released on the opposite ("hot") side as the electrons move from a high- to low-energy state.

The Peltier heat absorption is given by  $Q = P$  (Peltier Coefficient)  $I$  (current)  $t$  (time). A single stage thermoelectric cooler can produce a maximum temperature difference of about 70 degrees Celsius. Thermoelectric Cooler will chill electronics as much as 2 degrees Celsius below current market offerings.

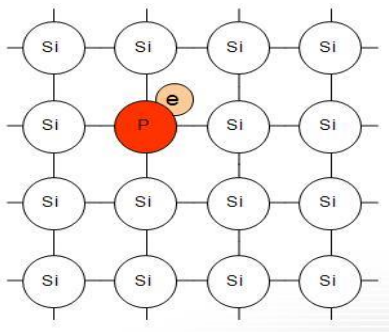


( Fig 3.1. The Peltier module used for the project )

**3.2 Semiconductors with Doping:-** Doping is the process of introducing impurity atoms, called dopants, into semiconductor materials during their production. The presence of dopants in semiconductor materials increases the number of available charge carriers, thus altering the material's electrical properties. Doped semiconductors are semiconductors which contain impurities, foreign atoms which are incorporated into the crystal structure of the semiconductor. These impurities can either be unintentional

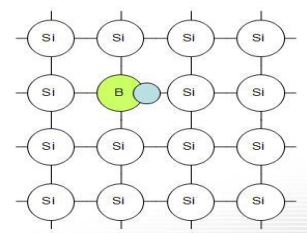
due to lack of control during the growth of the semiconductor or they can be added on purpose to provide free carriers in the semiconductor. There are two types of doping processes, n-doping and p-doping, which depend on the dopants that are introduced into the semiconductor material.

**N-Type** : N doped semiconductors have an abundant number of extra electrons to use as charge carriers. Normally, a group IV material (like Si) with 4 covalent bonds (4 valence electrons) is bonded with 4 other Si. To produce an N type semiconductor, Si material is doped with a Group V metal (P or As) having 5 valence electrons, so that an additional electron on the Group V metal is free to move and are the charge carriers.



( Fig.3.2. N-Type of Doping )

**P-Type** : For P type semiconductors, the dopants are Group III (In, B) which have 3 valence electrons, these materials need an extra electron for bonding which creates “holes”. P doped semiconductors are positive charge carriers. There’s an appearance that a hole is moving when there is a current applied because an electron moves to fill a hole, creating a new hole where the electron was originally. Holes and electrons move in opposite directions.



( Fig 3.3. P-Type of Doping )

**3.3 Heat Transfer Through Heat Sink:-** A heat sink is an electronic device made of good thermal conducting material and usually attached to an electronic device to dissipate the unwanted heat. It is used to cool the circuit components by dissipating the excess heat to prevent overheating, premature failure, and improve the reliability and performance of the components.

Thermal conduction occurs whenever two objects at different temperatures are in contact. This involves the

collisions between the fast molecules of the hotter object with the slow moving molecules of the colder object. This leads to the energy transfer from the hot object to the cooler object. A heat sink thus transfers the heat from the high temperature component such as a transistor to the low-temperature medium such as air or any other suitable medium through conduction and then convection.

**3.4 Forced Convection:-** Forced convection is a special type of heat transfer in which fluids are forced to move, in order to increase the heat transfer. This forcing can be done with a fan, a pump, suction device, or other. This difference in density makes hotter material naturally end up on top of cooler material due to the higher buoyancy of the hotter material. Forced convection creates a more uniform and therefore comfortable temperature throughout the entire heat sink.

**3.5 Specifications of Refrigerator**

**For peltier module -**

Model number: TEC1-12706 ,Voltage : 12V,U max (V) : 15.4V, I max (A) : 6A,Q Max (W) : 92W, Internal resistance: 1.98 Ohm +/- 10% ,Power Cord : 150mm, HS Code: 854150, Type: Cooling Cells, Usage: Refrigerator/Warmer, Dimensions: 40\*40\*3.9mm.

**For power -**

Source: 12 volts DC power unit, Module: 12 volts, Fans: 7 amps, Temperature indicator: 12 volts, Minimum power required is 12 volts at 6 amp.

**Electrical data -**

Power source: 12volts DC power unit, Rated supply: 12volts 10 amps.

**Cooling fan and unit -**

Minimum speed: 1000RPM, Moderate speed: 1500RPM, Maximum speed: 1900RPM, Dimensions: 122.5\*116\*80.6mm.

**Refrigerator dimensions -**

Length: 25cm, Breadth: 24cm, Height: 55cm

**Cooling space dimensions -**

Length: 12cm, Breadth: 18cm, Height: 25cm

**Materials used for making-**

Plywood of 10mm thickness is used for making main frame. Thermocol is used for making the inside of the refrigerator., Aluminium foil is used on top of thermocol to increase the cooling effect and insulation.

**4. ASSEMBLY OF REFRIGERATOR**

**4.1 Assembly for Heat Sink and Fan**

The Heat Sink is fitted with the Fan via several screws. Heat sink also has a set of copper pipes going through it to maximize heat transfer from the sink to the air.

#### 4.2 Peltier Module Assembly

The Peltier module is attached on top of the Heat Sink and fan through a thermal paste which does not causes any resistance to the heat, when it flows from the module to Heat Sink unit.

#### 4.3 Final Refrigerator Assembly

Peltier module with Heat Sink is connected on top of the Frame or main body of refrigerator to ensure that cold air from the module is evenly distributed in all directions inside the refrigerator compartment. The frame is made up of plywood of 10mm. The Peltier module with the Heat sink is fitted on the upper portion of the frame. A digital thermometer is attached at the upper portion of the frame to display the inside temperature of the refrigerator.

#### 4.4 Inside of the Refrigerator

The inside of the refrigerator is made up of thermocol covered with the aluminium foil to increase the insulation. It also helps in increasing the cooling effect inside the compartment.

### 5. CONCLUSIONS

During construction of the device several minor changes were made to the design. Each of these changes we feel was justified as they made for easier construction while maintaining the performance of the device with respect to the project goals. The device was discovered to have ample precision and total heat transfer capabilities while meeting its accuracy requirement. It can be used for cooling small beverages, drinking water, medicines etc.

### REFERENCES

- [1] Astrain D and Vian J G (2005), "Computational Model for Refrigerators Based on Peltier Effect Application", Applied Thermal Engineering.
- [2] Sandoz-Rosado, Emil, and Robert J. Stevens. "Experimental characterization of thermoelectric modules and comparison with theoretical models for power generation." *Journal of electronic materials* 38, no. 7 (2009): 1239-1244.
- [3] Tsai, Huan-Liang, and Jium-Ming Lin. "Model building and simulation of thermoelectric module using Matlab/Simulink." *Journal of Electronic Materials* 39, no. 9 (2010): 2105.
- [4] Christian J L and Jadar R Barbosa Jr (2011), "Thermodynamic Comparison of Peltier, Stirling, and Vapor Compression Portable Coolers", Applied Energy, Vol.
- [5] Isa, Toshiyuki, Masafumi Morisue, and Ikuko Kawamata. "Semiconductor device, electronic device, and method of manufacturing semiconductor device." U.S. Patent 7,608,531, issued October 27, 2009.
- [6] Siddharth Dongre, Gulab Chand Sahu "Energy & Exergy Analysis in Thermal Power Plants" National Conference on Knowledge, Innovation in Technology and Engineering, NCKITE-2015, on 10-11 April, 2015, at Kruti Institute of Technology and Engineering, Raipur and published in International Journal of Science and Research Vol. 4 Issue 5, ISSN (online):2319-7064, Index Copernicus Value (2013): 6.14, Index Copernicus Value (2013): 6.14, Impact factor: 4.438
- [7] Roy J Dossat (2002), Principles of Refrigeration, Vol. 2.
- [8] Optimization of operational conditions for a thermoelectric refrigerator and its performance analysis at optimum conditions Optimisation des conditions de fonctionnement d'un réfrigérateur thermoélectrique et analyse de ses performances dans des conditions optimales
- [9] Lineykin, Simon, and Shmuel Ben-Yaakov. "Modeling and analysis of thermoelectric modules." *IEEE Transactions on Industry Applications* 43, no. 2 (2007): 505-512.
- [10] Mitrani, Daniel, José Antonio Tomé, Jordi Salazar, Antoni Turó, Miguel Jesús García, and Juan Antonio Chávez. "Methodology for extracting thermoelectric module parameters." In *Proceedings of the 21st IEEE Instrumentation and Measurement Technology Conference (IEEE Cat. No. 04CH37510)*, vol. 1, pp. 564-568. IEEE, 2004.
- [11] Manuraj Sahu, Gulab Chand Sahu, Manoj Sao, Abhishek Kumar Jain "Analysis of Heat Transfer from Fins Using Finite Difference Method" published in International Journal of Advance Research, Ideas and Innovations in Technology KITE/NCISRDC/IJARIIT/2018/Mech/105, IJARIIT (ISSN: 2454-132X), pp 261-269.
- [12] Ajay yadav, Gulab Chand Sahu, Manuraj Sahu, Abhishek Kumar Jain "Hydrodynamic and Heat Transfer Study in a Channel with Baffle" published in International Journal of Advance Research, Ideas and Innovations in Technology, KITE/NCISRDC/IJARIIT/2018/Mech/106, IJARIIT (ISSN: 2454-132X), pp 270-277.