

AN EFFICIENT ALGORITHM FOR CONTENT BASED ROUTER ON 2D MESH ARCHITECTURE

Dr.R. Poovendran¹, R. Hariharan², S. Jove Stannibal³, S. Keerthan Murali⁴, R.Mukilan⁵

¹Assistant Professor, Department of Electronics and Communication Engineering, Adhiyamaan College of Engineering, M.G.R Nagar, Hosur, TamilNadu, India.

²⁻⁵UG Student, Department of Electronics and Communication Engineering, Adhiyamaan College of Engineering, M.G.R Nagar, Hosur, TamilNadu, India.

poovendranr@gmail.com¹, harisiddu466@gmail.com², jstannibal@gmail.com³, shreekeerthan@gmail.com⁴, mugilrockz24@gmail.com⁵

ABSTRACT: Network-on-Chip (NoC) is thought to be an operative packet-switched on chip assembly for System-on-Chip (SoC) paradigm. Utilizing appropriate directing in a NoC, higher throughput can be made conceivable which is needed for taking care of with the trouble of present frameworks. To achieve reasonable utilization of the correspondence data transfer capacity and to decrease transportation delay, a brilliant directing instrument is required. Also, a reasonable cradle the board is important to diminish bundle drops and zone overhead. Different directing calculations and buffering procedures are proposed up until now. Proposing a proficient and skilled directing calculation that supports content-based steering turns into a significant issue. Most limited way steering is a standard methodology and Breadth-First Search (BFS) calculation is computationally exorbitant. In this venture, an altered XY directing calculation combined with an on-request cradle designation idea for a 2-D lattice on-chip network is proposed with a dream to differentiating the exhibition of the recently executed calculation with other generally utilized calculation, for example, Odd-Even and DyAD steering. Reproduction results show that the proposed calculation achieves preferred execution over the conventional XY-steering and different calculations regarding inertness and throughput.

KEYWORDS: modified XY routing algorithm, on-demand buffer allocation concept, 2-D mesh on-chip network, Odd-Even, DyAD routing.

I. INTRODUCTION

i. OVERVIEW

Network on chip (NoC) refers to a communication structure on an integrated circuit which can accomplish a high level of parallelism because, all links in the NoC can be functioned simultaneously on dissimilar data packets. Growing coordination prompts a situation where ordinarily utilized

transport structure winds up recognizably hindered and extended capacitance which act actual issues. In NoC design, the significant organization constituents are wires and switches. Processors, recollections and other IP-blocks (Intellectual Property) are arranged to switches. Directing calculation is a huge arrangement thought of NoC which is responsible for deciding a successful course for the information or parcels to be sent from source to objective. For zone obliged NoC engineering, on the off chance that the info support size can be compressed, the quantity of Virtual channels (VCs) will likewise be diminished which assumes a primary part in characterizing the general presentation of the organization. NoC engineering can be altered for a specific application to accomplish best imperativeness, execution and cost compromises. The proposed configuration needs to fulfill a few necessities like diminished inertness, guaranteed throughput, suitable exchange limit and so forth Extra defers will be created during bundle transmission when the organization is stuffing. In this condition, by introducing a usable directing to make an amicability between the time deferment and throughput rate transforms into the significant issue. Likewise, the cradle space in the steering ought to be mindfully appointed as it is straightforwardly corresponding to territory overhead. In this task, we propose and execute the use of our altered XY steering calculation in 2D lattice geography furthermore with a proficient need-based support task plan to achieve diminished inactivity and wanted throughput in a wired on-chip organization. We likewise analyze the outcome of utilizing unique number of virtual diverts in the cradle block as far as inertness and bundle drops.

ii. OBJECTIVES

- To keep away from halt in the utilization of steering calculations while developing 2D cross section network as Network On-Chip Network
- To increment the organization execution without forfeiting or lessening the level of adaptiveness of the organization
- To build up an altered steering calculation that is more productive than the all-around existing calculations particularly for On-Chip 2D lattice organizations

II. RELATED WORKS

[1] W. Tsai et al., 2016, "A fault-tolerant NoC scheme using bidirectional channel", in Proc. DAC, pp.918-923.

The ordinary transport based design in MPSoCs stops to report the current trouble because of ascend in the quantity of preparing components in a solitary chip and thus another correspondence spine is required. NoC has been an ideal answer for on chip interconnection in many-center Systems-on-Chip (SoC) because of its reusability and versatility.

[2] B. Fu, Y. Han, J. Ma, H. Li, and X. Li, 2016, "An abacus turn model for time/space-efficient reconfigurable routing", in Proc. 38th International Symposium on Computer Architecture, pp. 249-270.

In this work, creators talked about effective execution of appropriated steering calculations for halfway 2D cross sections without utilizing directing tables. The greater part of the issue lenient routings utilize either virtual channels or turn models based systems to accomplish gridlock opportunity

[3] D. Fick et al., 2017, "Vicis: a reliable network for unreliable silicon", in Proc. of Design Automation Conference, pp. 812-81.

Two disparate sorts of flaws that are transcendent in NoC are transient and perpetual. Irregular causes are connected with transient blames and are frequently difficult to be redressed and spotted. Never-ending deficiencies are brought about by actual disabilities. In this work, Everlasting shortcoming has been examined. Shortcomings can be suffered by different strategies and the vast majority of them depend on flaw open minded steering calculations. A large

portion of the directing calculations are sub-characterized into deterministic and versatile sorts

[4] PH. Sui et al., 2017, "An improved algorithm for fault-tolerant wormhole routing in meshes", IEEE Trans on Computers x;46(9): 1040-2.

Wormhole directing is the most routinely actualized stream control procedure, where bundle is part into more modest stream control units called bounces and crossed through the organization in a pipelined design. This approach eliminates the need to dole out enormous supports in moderate switches along the way. It ought to be actualized with explicit consideration to forestall gridlock and bundle drop in the organization. Conventional shortcoming lenient directing calculations reroute parcels around defective districts, so the picked ways are not generally the briefest ones. Rerouting is a costly arrangement and altogether rises parcel's dormancy and switch's intricacy. The information about broken hubs is deficient.

III. EXISTING METHOD & PROPOSED SYSTEM

i. EXISTING ALGORITHMS

Wormhole steering is a general directing method actualized in network-on-chip. It is successful however defenseless against gridlock, while stop will significantly obliterate the organization execution of NoC. Most existing versatile wormhole routings forestall stop by diminishing the level of adaptiveness and in this manner losing network execution. The POE energetically directs the probabilities of compelled turns that may cause stops as per the current organization conditions, and uses halt identification and recuperation conspire when a gridlock occurs. The current strategies, for example, odd-even, DyAD directing calculation, math device turn model and completely versatile steering calculation has its own detriments prominently.

DISADVANTAGES

- Average throughput and normal inertness of a directing calculation is less nearly
- While contrasting, the presentation of Odd-even and DyAD steering calculation is lower than Modified XY calculation in a critical degree for medium burden.

ii. PROPOSED SYSTEM

In this venture, we address both halt and organization execution issues together, and propose an altered XY directing Algorithm that accomplishes the base bundle conveyance delay. Our proposed framework presents a model for planning versatile wormhole steering calculations for networks without virtual channels. This proposed model restricts the regions where a few turns can be taken with the goal that halt is forestalled. While contrasting and past techniques, the level of steering adaptiveness offered by the model is all the more in any event, for unique source-objective sets. The lattice organization may advantage from this quality regarding correspondence productivity. Here we estimated the heap circulation as the complete number of flutters went through the hubs. The steering calculation figures the courses by settling on decisions locally at each switch contingent upon the realistic transmission capacity toward every path to the adjoining switches. For moving the bundles, where transfer speed security is required, an association is set up from the beginning purpose of the exchange to the end point. After finding the highways, an adjusting cradle block is conveyed by the switches. At the point when a course is picked, reasonable squares of support should be orchestrated relying upon the interest of that course. The courses can't be chosen at configuration time in this calculation, which is interestingly with the XY-steering.

ADVANTAGES:

- It has improved execution both as far as organization throughput and normal parcel inactivity
- It just has moderate energy utilization.
- It is a reconfigurable, stop free directing calculation without utilizing virtual channels.
It is very expense effective than other existing strategies.

iii. FLOWCHART

Flow Chart (Of Buffer Allocation Scheme) Description: As buffers in NoC routers are important to improve the overall performance of network, it is necessary to minimize the size of the buffers and also optimize their usage via a proper management without disrupting the efficiency.

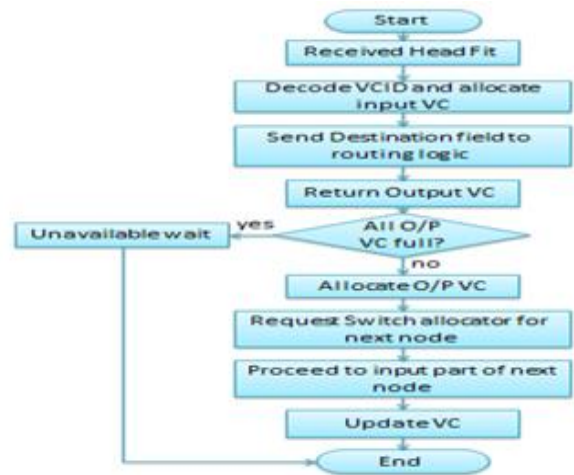


Fig. 5 The Flowchart of buffer allocation process

VC is an extra buffer associated with the physical channel, which can accomplish partition between flows having the same physical channel. The flow of buffer allocation is given in the above diagram. The Received qualities will be decoded (VCID) and information VC will be dispensed. At that point the field which is considered as the objective will be shipped off the steering rationale for the necessary activity to act in the organization. The yield VC will be returned. In the event that the yield VC is full, the inaccessible stand by will be actuated and the interaction will be halted and in the event that it isn't full, the yield VC will be dispensed, and the solicitation proclamation will be shipped off the switch allocator as the subsequent stage. At that point, the activity of getting contribution for the following hub will occur, lastly the VC will be refreshed. After this progression, the interaction will be finished as the technique is finished

iv. ALGORITHMS

i. ROUTING ALGORITHM

Symbol	Description
BW_{dir}	Total bandwidth towards current direction
W_{dir}	Weight allocated to a particular direction
$reqBW_{dir}$	Requested Bandwidth to deliver towards current direction
$avBW_{dir}$	offered bandwidth in the current direction for a router

Directing includes choosing a way from source hub to objective hub in a specific geography. Geography decides the ideal presentation of an organization and steering is one of the two key factors that decide the amount of the potential is figured it out. The most straightforward gridlock free directing calculation for network No's is by steering. The parcels are first steered along x measurement to the right segment and after that in the y measurement to the right column. West-first, north-last and negative-first are turn model that refuse least number of turns. The permitted and prohibited turns in by and turn model are appeared in the beneath graph.

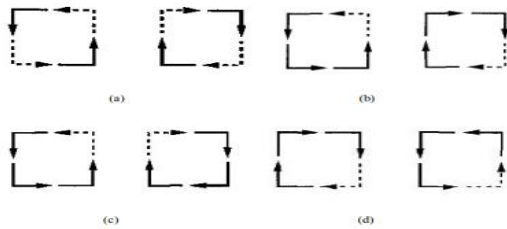


Fig. 6.1 (a) xy; (b) West-First; (c) North-Last; (d) Negative-First

ii. PROPOSED MODIFIED XY ROUTING ALGORITHM

Let's consider a set of directions that packets can be routed, $I = \{N, E, S, W\}$, Each $k \in I$, has a weight W_k and obtainable bandwidth BW_k with $BW_k \leq BWM$, where BWM is referred to the maximum bandwidth. Every packet p has an end point referred to as destination with coordinates x_d, y_d and BWP is the required bandwidth. By using the following equations weights in each direction are allocated: If there is not sufficient bandwidth available, the weights are zero. The route R selected is then to the direction with the highest weight. That is: The proposed algorithm is restricted to topologies like 2-D mesh. However, we can alter it for another random topology (e.g. torus, butterfly etc.), but then we have to devise a distance metric for the new topology.

iii. NOC ROUTER ARCHITECTURE

In our router, there are 5 input and 5 output channels. Virtual Channel Allocator (VCA) allocates the virtual channels at the input buffer to the incoming traffic. Wormhole switching is used here which decides when the packet moves forward from a router. The routing

architecture for our on-chip network is represented as follows,

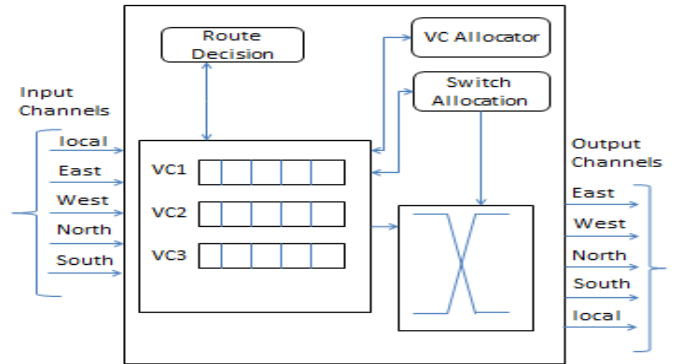


Fig. 6.3 Model of the Router Architecture

iv. MESH TOPOLOGY

Network topology delivers the interconnection of several elements (links, nodes, etc.) of a network. Proposal of NoC router architecture depends upon the network topology. The mesh topology is one of the most familiar network topologies to use. 2D mesh topology will be used throughout in this. It is one of the simplest topologies to implement on a silicon die, because of its

v. SYSTEM SPECIFICATION

Hardware Specification

Processor	: INTEL I5 (7 th generation)
RAM	: 4 GB RAM
Hard disk	: 1TB
Monitor	: 20' color monitor

Software Specification

Front end	: GUI
Back end	: python
Software tool used:	PyChar

IV. EXPERIMENTAL RESULTS

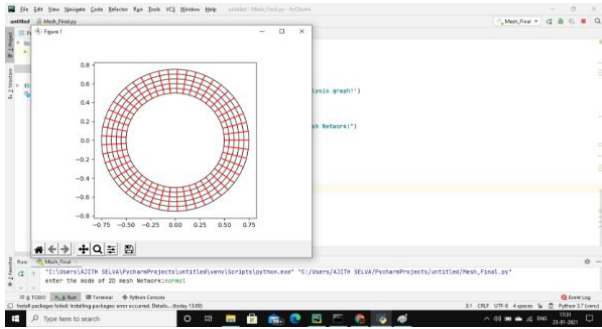


Fig. 4.1 Conventional Mesh Network

When the program is executed, it will ask us to enter the mode of network and the above diagram shows the conventional 2D-mesh network.

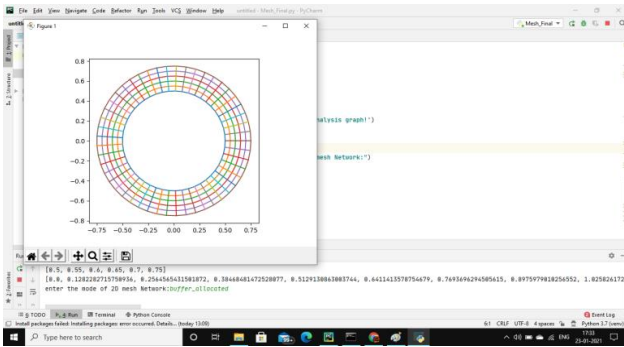


Fig. 4.2 Performance graph of conventional mesh

The above picture represents the graph which shows the performance of the traditional network and it shows that the performance decreases gradually.

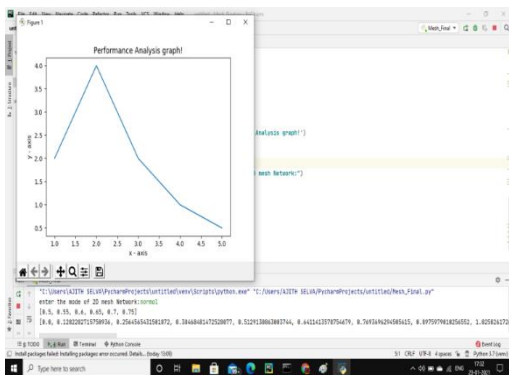


Fig. 4.3 Modified Mesh Network

The modified network in which buffer allocation scheme is implemented is shown above.

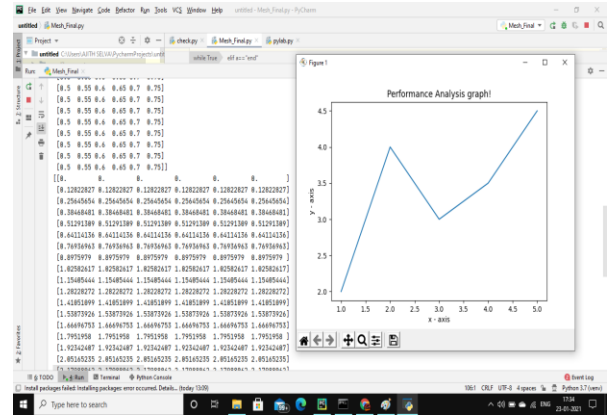


Fig. 4.4 Performance graph of Modified Mesh Network

The graph which is represented above shows that the performance of the network is improved by implementing the new modified technique.

V. CONCLUSION

The altered XY calculation can diminish numerous downsides of ordinary XY directing. We can see that the Modified XY directing calculation performs better compared to XY steering calculation as far as normal throughput. Yet, the calculation displays some idleness limitation which is likewise huge. Interestingly with OE and DyAD directing, our proposed calculation performs far superior to OE yet isn't fit for giving great outcomes as DyAD steering in conditions where all the hubs are stacked intensely in the organization. We likewise have seen that; the rising number of VC cushions isn't generally equipped for giving great execution as it can likewise rise the dormancy in the actual divert in an impressive sum. If there should be an occurrence of connection BW utilization, our calculation gives required outcomes as all the hubs have a steady connection BW utilization rate. The proposed calculation can be additionally adjusted to break down the presentation of the organization in the event of adaptation to non-critical failure and when there is a lot of traffic stream. Equipment execution can likewise be reachable yet a runtime variation layer would be needed for planning the different classes of traffic to unique

switch port. Force overhead can't be figure as force requirement isn't considered here.

REFERENCES

- [1] Adaptive Network on Chip Routing using the Turn Model, by Jonathan W. Brown, University of New Hampshire, May 2018
- [2] C. Nicopoulos et al., "ViChar: A dynamic virtual channel regulator for network-on-chip routers," in Proc. MICRO, 2016, pp. 333–346.
- [3] Hansson et al., "An on-chip interconnect and protocol stack for multiple communication paradigms and programming models," in Proc.CODES+ISSS, 2019, pp. 99–108.
- [4] Pullini et al., "Fault tolerance overhead in network-on-chip flow control schemes," in Proc. SBCCI, 2015, pp. 224–229.
- [5] L. Benini et al., "Networks on chips: A new SoC paradigm," Computer, vol. 35, no. 1, pp. 70–78, 2015.
- [6] S. Rodrigo, "Efficient implementation of distributed routing algorithms for NoCs," in IET Computers & Digital Techniques, 2018.
- [7] Chowdhury, Zamshed Iqbal, Md Istiaque Rahaman, and M. Shamim Kaiser. "Electrical analysis of single-walled carbon nanotube as gigahertz on-chip interconnects." *Frontiers of Information Technology & Electronic Engineering* 18.2 (2017): 262-271.
- [8] Khatamifard, S. Karen, et al. "A Non-volatile Near-Memory Read Mapping Accelerator." arXiv preprint arXiv:1709.02381 (2017).
- [9] J. Duato et al., 2018, "Interconnectin networks: an engineering approach", Morgan Kaufmann publishers.
- [10] L.M. Ni et al., 2016, "A surway of wormhole routing techniques in direct networks", in Proc. IEEE Computer, V. 26, I.2, pp. 2-7.