

# Smart Lecture App

Prof. Mr. Mukesh Chavan (Lecturer)<sup>1</sup>, Pratiksha Meghdambar<sup>2</sup>, Sakshi Kadam<sup>3</sup>

<sup>1,2,3</sup>Dept. of Computer Engineering, MIT College Pune, Maharashtra, India

\*\*\*

**Abstract** - So in this Project we are going to develop an App which is Smart Lecture App. What is main motive of this app development? By Using this app students can get their proper notes and can submit their assignment. Here the voice notes are converted into text format and it is available to students. One keyword is used to record the voice and then it is converted into text. Student can submit their assignment by using this app.

## 1. INTRODUCTION

Smart Lecture app is a Mobile Application develop for the academic purpose where teachers and students can interact. Teachers can public their subject notes through this app, so notes can be easily available for students Voice notes are converted in text format .so the complete lecture notes are provided for students Not only notes but also Teacher can also publish previous years question paper for Practice and Question Bank for their assignment By using this application students can submit their assignments where teacher can check it and can give remark for particular assignment. Image doodling is used to know the accuracy in assignments Here all students data and their assignments is store in student account which help to know their efforts during these master on that bases teacher can grade the students.

Student sand teacher can access this app only after Login/Sign Up for this App.

Here teacher and student have a unique Id given from college, by using that they can have access of this application Smart Lecture App is an user friendly interface which keeps record of notes of individual subject sand submitted assignments of particular students. This system can be used as an application to manage student information to related assignments and academic works. The system handles student as well as teacher data and efficiently displays all this data to respective sides Teachers and students can communicate using this app to know about their note sand further assignments.

### 1.1 Proposed system architecture

System Description

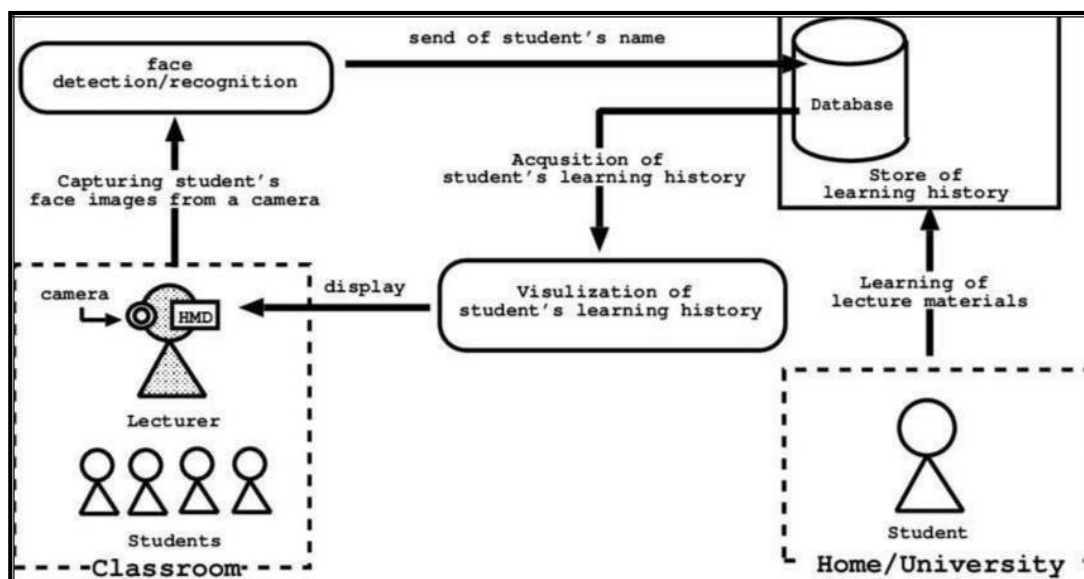
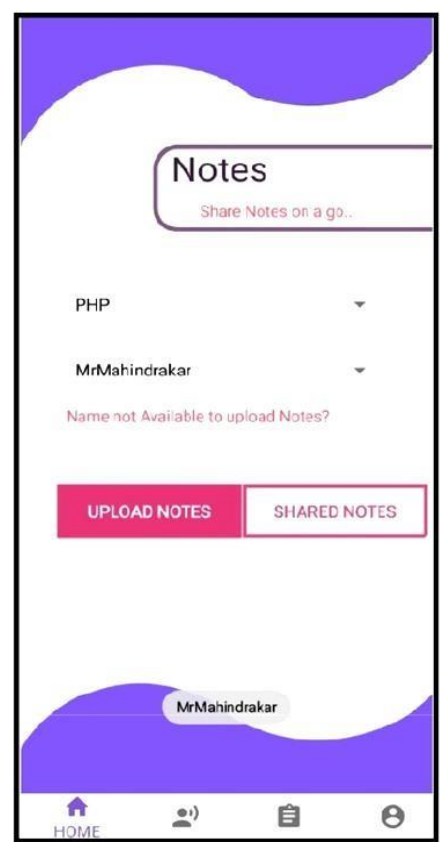
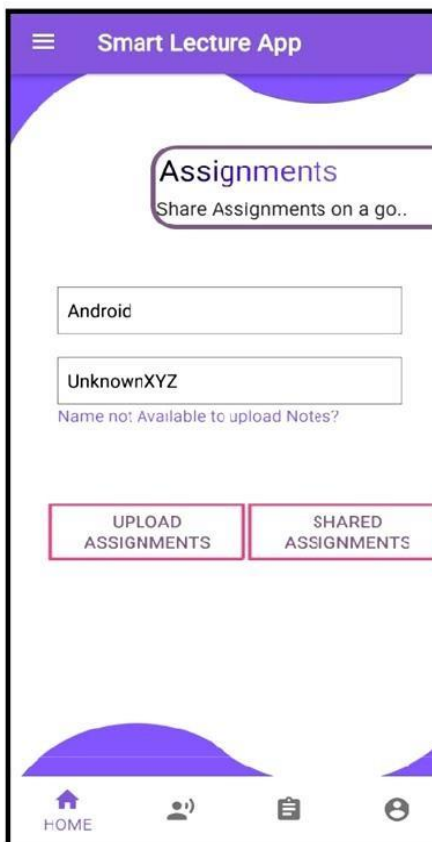
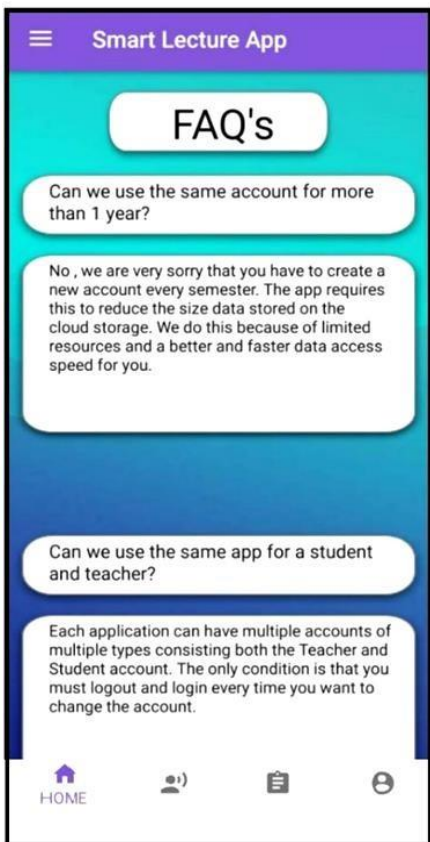
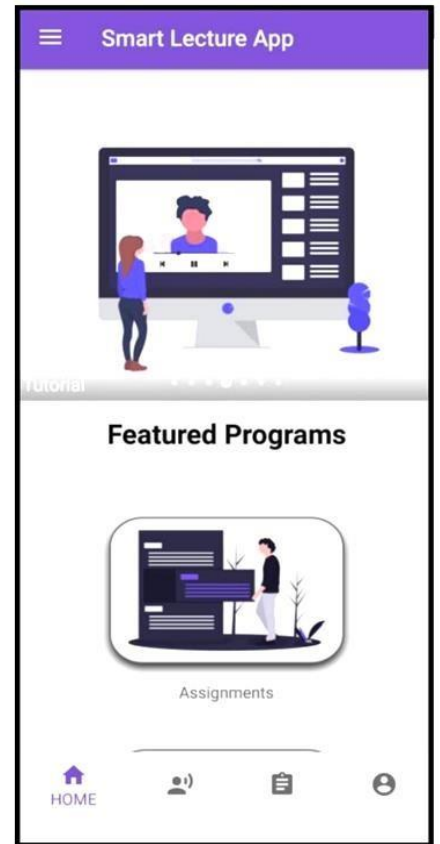
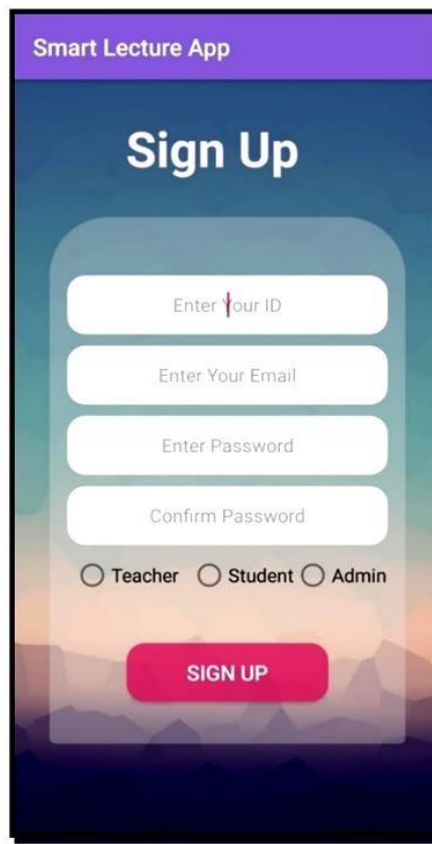
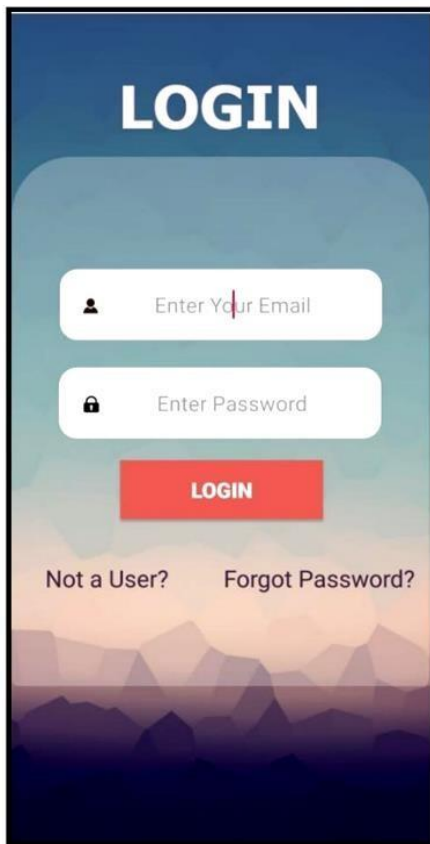
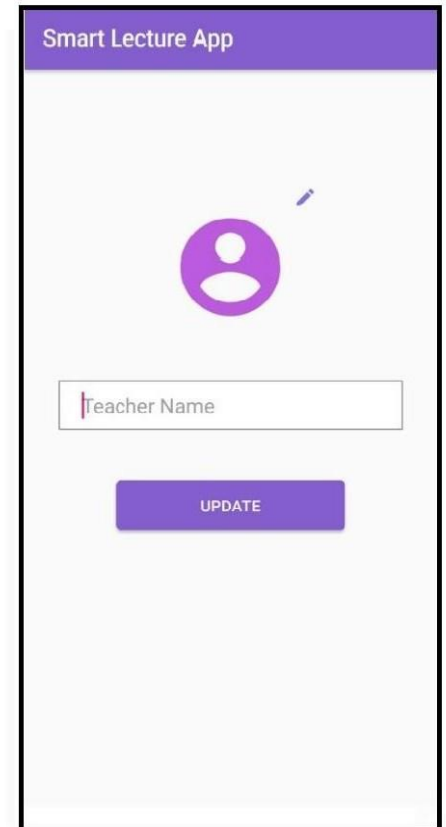
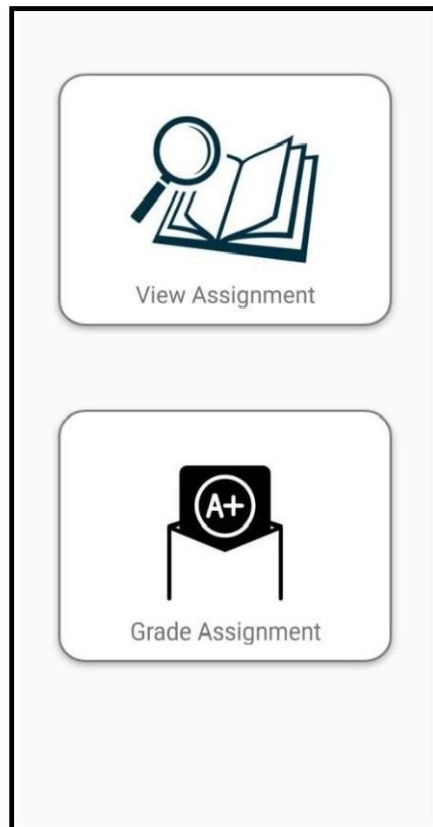
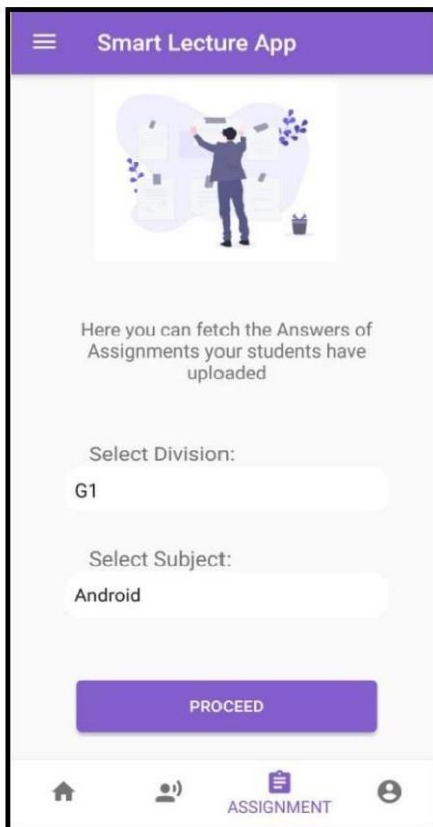
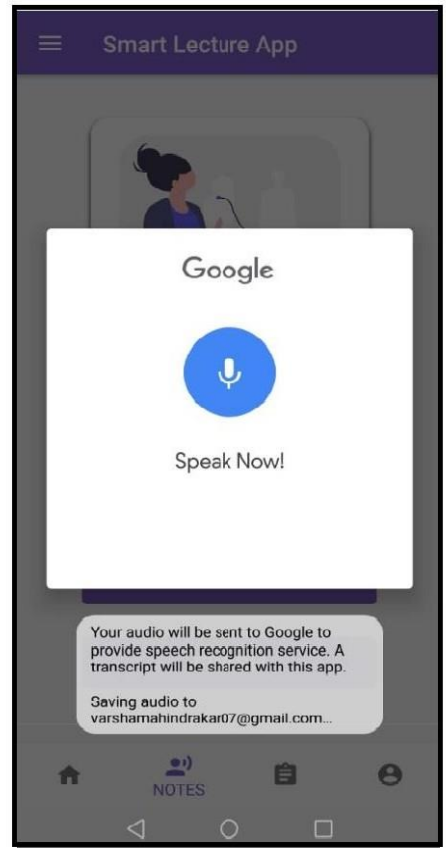
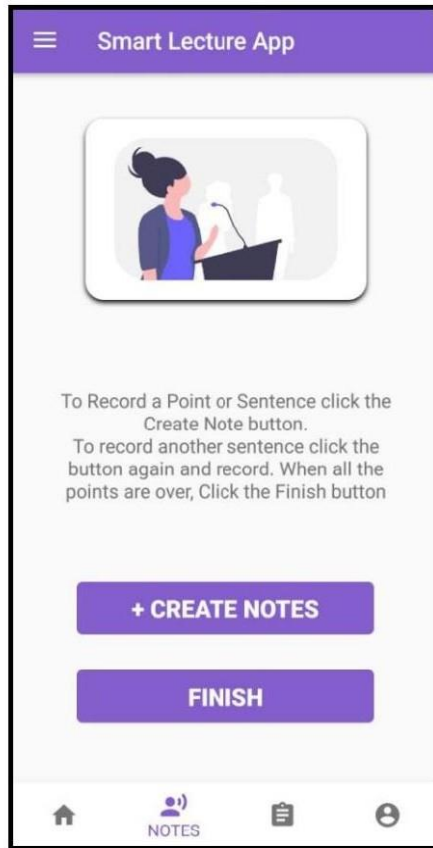


Fig1.SYSTEM ARCHITECHTURE





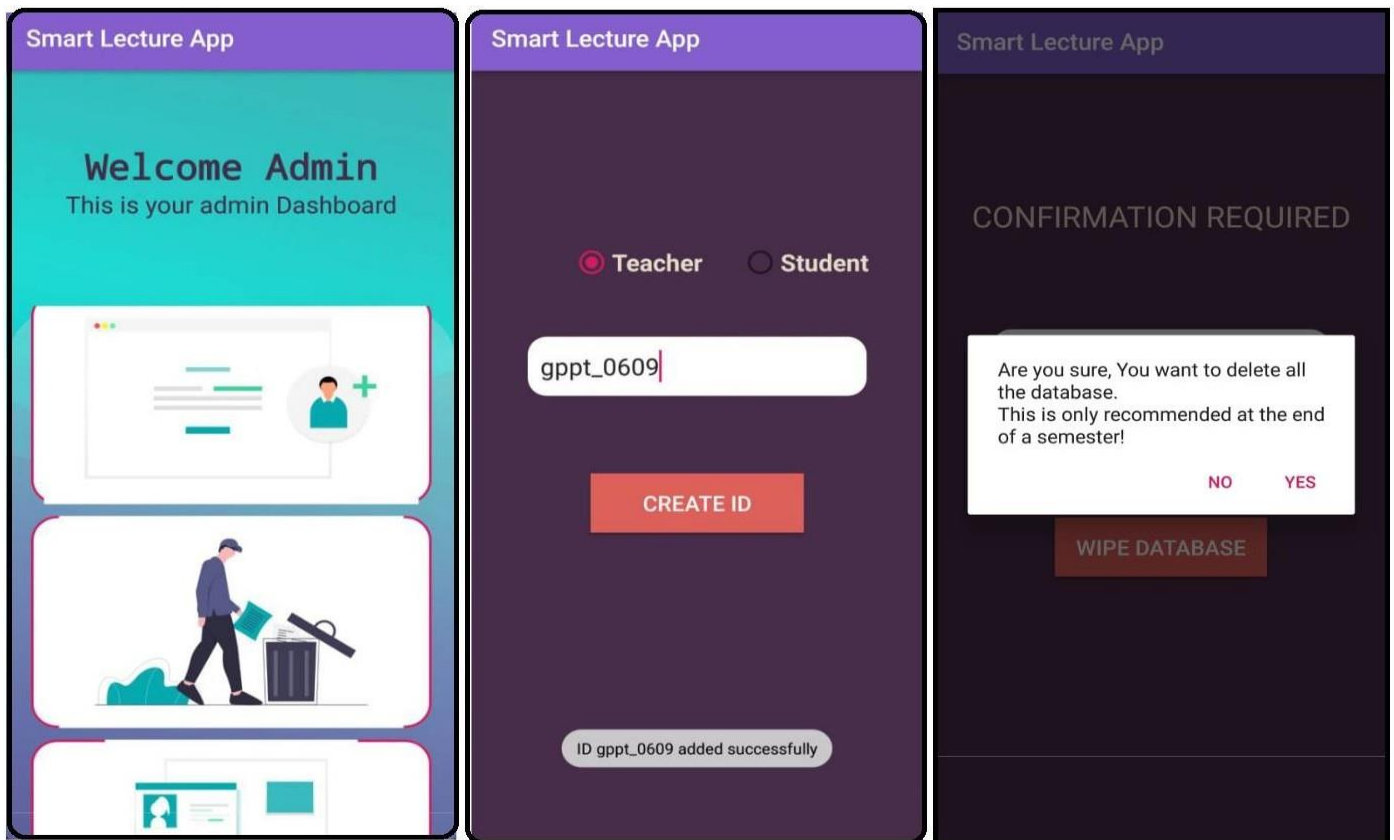


Fig2.Output/ Result Smart Lecture

## 2. EXPERIMENTAL RESULTS

### FEATURES

In Smart lecture app -- mobile application there is scope for improvement of this App. App is not providing the SMS integration. Hence, it can be modified to give the SMS integration. Apart from these there is scope for generating many more features. In the future we can add mock test for students and according to the test teachers can give them a score and students can view result directly. There can be many more future Enhancement & improvement in the Smart Lecture App.

### 3. APPLICATIONS

- Enhanced Learning Experience
- Interactive Learning Experience
- Easy Access to Online Resources
- Follows Go Green Concept
- Time Saving Technology
- Increased Productivity
- Smart Boards are Fun

#### 4. CONCLUSION

This smart lecture app is a user-friendly platform for academic proposes where teachers can give notes and students can issue their assignments. Proposed system gets automated communication between the teachers and students, and teachers gives online feedback for student's assignments. The admin can see the teachers and students information and will validate it, generate the student list on the basis of academic work. Students details can be provided to the teachers, searching and sorting can be done, and result to be generated. Native language support is done according to user needs.

#### ACKNOWLEDGEMENT

I am profoundly grateful to Prof. Mukesh Chavan of Computer Engineering Department for her expert guidance and continuous encouragement through out to see that this project right its target since its commencement to its completion. I would like to express my deepest appreciation towards Dr. Prof. R. S. Kale Principal, Prof. J. P. Khurpade HOD of Computer Department MAEER'S MIT POLYTECHNIC, Pune, Whose invaluable guidance supported me in completing this project.

At last I must express my sincere heartfelt gratitude to all the staff members of Computer Engineering Department who helped me directly or indirectly during this course of work.

#### 5. REFERENCES

1. <https://firebase.google.com/docs>
2. <https://developer.android.com/design>
3. <https://developer.android.com>
4. <https://undraw.co>
5. <https://www.canva.com>
6. <https://www.adobe.com/in/products/xd.html>
7. <https://www.tutorialspoint.com/android/index.html>
8. <https://www.stackoverflow.com>
9. <https://www.youtube.com>