

## TRANSMISSION LINE MONITORING ROBOT

**Prof. Sandeep Godhade<sup>1</sup>, Sandesh Koli<sup>2</sup>, Sangram Gite<sup>3</sup>, Rahit Mujawar<sup>4</sup>, Abhang Joshi<sup>5</sup>,  
Rushikesh Dubal<sup>6</sup>**

<sup>1</sup>Professor, Department of Electrical Engineering, Sanjay Ghodawat Group of Institute Atigre, Maharashtra, India  
<sup>2,3,4,5,6</sup>UG student, Department of Electrical Engineering, Sanjay Ghodawat Group of Institute Atigre,  
Maharashtra, India

\*\*\*

**ABSTRACT**-Real time monitoring and analysis of electrical overhead conductors for performance parameter such as temperature, sag, humidity using robotic platform controlled remotely through a RF module. Transmission of the gathered data to maintenance department by internet using microcontroller with Wi-Fi module.

**Keywords**-Microcontroller, Temperature and Humidity Sensor, DC Motor, RF Module, Sag

### 1. INTRODUCTION

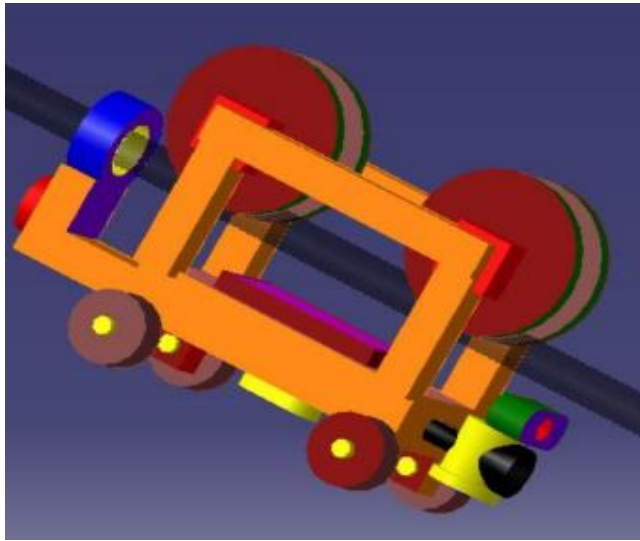
As strategic assets, power line networks must remain reliable and available. Nowadays, grid owners are being pressured to develop innovative tools and methods to perform inspection and maintenance on their energized circuits. As a result, interest in power line robotic tools has increased dramatically over the past few years. A new class of application robots is emerging, targeting live-line maintenance on transmission systems. In addition to sensitivity improvement and subsequent system reliability enhancement, the use of robotic platforms for power system maintenance has many other advantages.

Replacing human workers for dangerous and highly specialized operations, such as live maintenance of high-voltage transmission lines, has been a long-standing effort in the power community. Usually the workers who inspect these lines conduct helicopter surveys or must climb the tower to check them in close proximity. In order to rectify this problem, we propose a robot whose purpose is to monitor the transmission lines which would act as an alternative to a human technician. The robot is suspended from the conductor through a roller wheel mechanism and travels along the conductor.

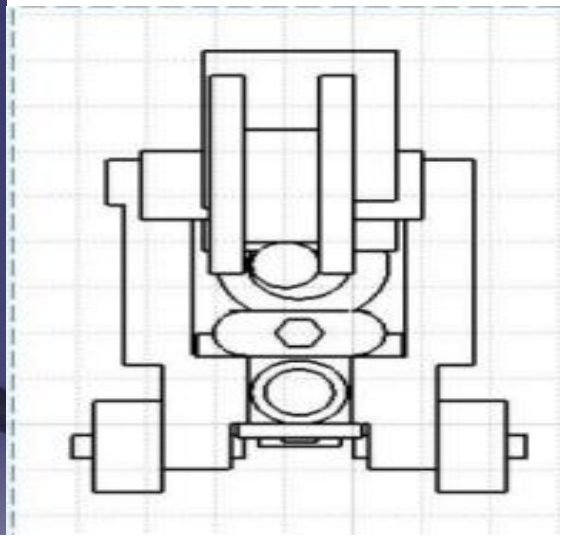
#### 1.1 TRANSMISSION LINE MONITORING ROBOT

It requires robotic control manoeuvres such as conductor grasping, require appropriate sensors, measuring devices, and power supply. By using such an automated system, the level of human involvement can be minimized. The robot consists of a temperature and Humidity Sensor, ultrasonic sensors, rotating pulley-wheel assembly, transmitter, receiver, Wifi and a micro-controller unit ESP8266 NodeMCU. Temperature sensor is used to measure the temperature of components and this data is used to identify the components that are defective due to normal wear & tear, fatigue and faulty assembly in transmission systems. Overheating can occur in virtually all electrical components including generators, transformers, pole top connections, insulators, jumpers, shoe connections, fuse connections, switchgears and starters. DC motors are used for mechanical action of the robot and thus are responsible for the locomotion of the robot. The ultrasonic sensors are used to detect the ground clearance to measure the sag in the transmission line. Pulley-wheels for the robot movement are fixed over the line conductors. These pulley-wheels are connected to the DC motors which provide mechanical energy required for the rotating the wheel. Wi-Fi module is used for communicating the monitored data to the control room and various authorized users. The micro-controller unit integrates all these elements into a single system

## 2. FIGURES AND TABLES



**Fig 1.**Designing and Modelling of the robot



**Fig 2.** Front view of model

## 3. SOFTWARE SIMULATION

### Program-

```
#include <DHT.h> // Including library for dht
#include <ESP8266WiFi.h>

String apiKey = "41R8ZH7BUKK71JAF"; // Enter your Write API key from ThingSpeak
const char *ssid = "qwertyuiop"; // replace with your wifissid and wpa2 key const char *pass = "asdfghjkl";
const char* server = "api.thingspeak.com";

#define DHTPIN 0 //pin where the dht11 is connected

const int trigPin = 4; //D2
const int echoPin = 5; //D1

// defines variables
long duration;
int distance;

DHT dht(DHTPIN, DHT11);

WiFiClient client;

void setup()
{
  pinMode(trigPin, OUTPUT); // Sets the trigPin as an Output
  pinMode(echoPin, INPUT); // Sets the echoPin as an Input
  Serial.begin(115200);
```

```
delay(10);
dht.begin();
Serial.println("Connecting to ");
Serial.println(ssid);
WiFi.begin(ssid, pass);
while (WiFi.status() != WL_CONNECTED)
{
delay(500);
Serial.print(".");
}
Serial.println("");
Serial.println("WiFi connected");
}
void loop()
{
float h = dht.readHumidity();
float t = dht.readTemperature();
// Clears the trigPin
digitalWrite(trigPin, LOW);
delayMicroseconds(2);
// Sets the trigPin on HIGH state for 10 micro seconds
digitalWrite(trigPin, HIGH);
delayMicroseconds(10);
digitalWrite(trigPin, LOW);
// Reads the echoPin, returns the sound wave travel time in microseconds duration = pulseIn(echoPin, HIGH);
// Calculating the distance
distance= duration*0.034/2;
float sag = 180-distance; // Enter the height of tower
if (isnan(h) || isnan(t))
{
Serial.println("Failed to read from DHT sensor!");
return;
}
```

```
}  
if (client.connect(server,80)) // "184.106.153.149" or api.thingspeak.com {  
    String postStr = apiKey;  
    postStr += "&field1=";  
    postStr += String(t);  
    postStr += "&field2=";  
    postStr += String(h);  
    postStr += "&field3=";  
    postStr += String(sag);  
    postStr += "\r\n\r\n\r\n\r\n";  
    client.print("POST /update HTTP/1.1\n");  
    client.print("Host: api.thingspeak.com\n");  
    client.print("Connection: close\n");  
    client.print("X-THINGSPEAKAPIKEY: "+apiKey+"\n");           client.print("Content-Type:  application/x-www-form-  
    urlencoded\n"); client.print("Content-Length: ");  
    client.print(postStr.length());  
    client.print("\n\n\n");  
    client.print(postStr);  
    Serial.print("Temperature: "); Serial.print(t);  
    Serial.print(" degrees Celcius, Humidity: "); Serial.print(h);  
    Serial.print("Sag: ");  
    Serial.println(sag);  
    Serial.println("% Send to Thingspeak."); delay(1000);  
}  
client.stop();  
Serial.println("Waiting...");  
// thingspeak needs minimum 15 sec delay between updates delay(3000)
```

4. RESULT & DISCUSSION

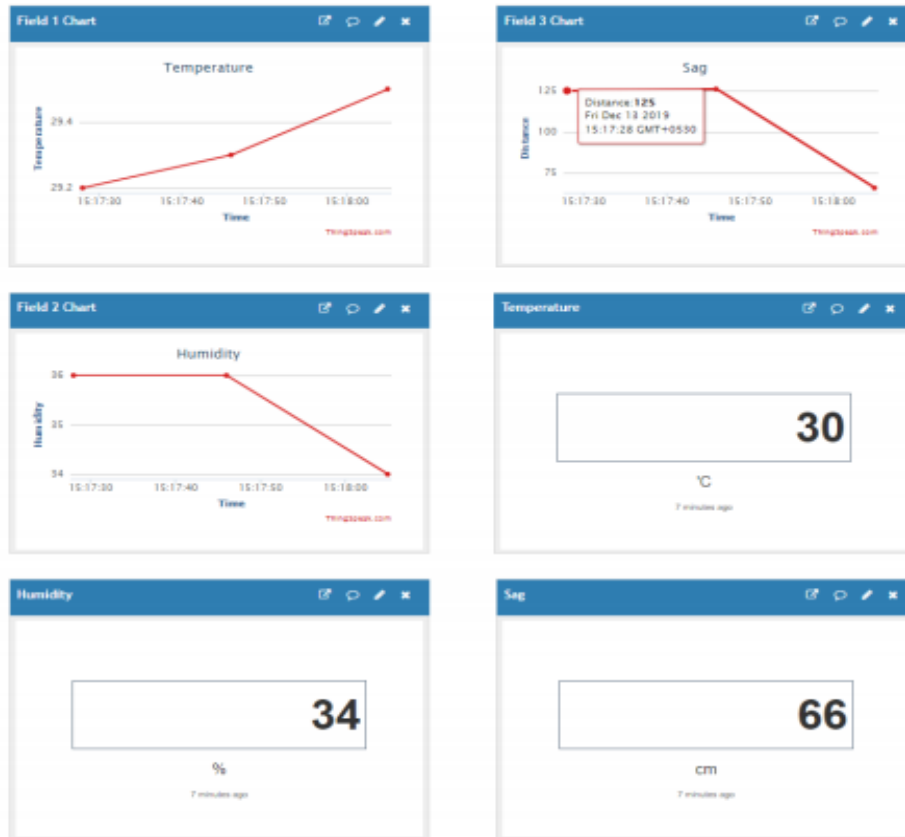


Fig 3. Value of Temperature, Humidity and Sag

Fig shows the values of temperature, humidity and sag measured by the robot. In field 1,2,3 it shows the value of temperature, humidity and sag by graph. In remaining three parts it shows the value directly

5. CONCLUSION

This paper presents an integrated and cost-effective approach for real-time development of TLMR. A mobile autonomous robot for detection of incipient faults in electric power Overhead conductors has been developed and tested in laboratory and in field conditions. Mechanical design and autonomous control system of the robot is optimized for the requirements of the operating environment is an example concept that combines robotics and other intelligent systems in order to supervise Intelligent robots such as the one used for this project provide high computational capabilities and enough resources to enable a multivalent control system capable of setting up different robot processes simultaneously. This methodology allows the robot to work on its main assistive tasks while executing an ambient supervision routine which is constantly gathering and processing additional sensor data.

6. FUTURE SCOPE

Future work should mainly be oriented toward battery technologies, getting power from live lines, 100% reliable obstacle detection and identification, and sensor fusion to increase the autonomy level. Future transmission line robots must leverage progress achieved in other robotic fields such as planetary rovers or autonomous vehicles: advanced control, expert systems, advanced materials, image processing, localization and mapping, etc. The next immediate step of this research project is to test performance of the sensors and the platform itself in a wide variety of field conditions. Ultimately, the robot platform will have to work in many different environments with many different Overhead conductor configurations. Therefore, the miniaturization and the improvement of mechanical mobility of the robot are important areas of further research. The use of multiple platforms, in the framework of mobile sensor networks, is also an important direction of future work

**REFERENCES**

1. Contact-less and Programming-less Human-Robot Collaboration Bernard Schmidta, Lihui Wang,baVirtual Systems Research Centre, University of Skövde, PO Box 408, 541 28 Skövde, Sweden b Department of Production Engineering, Royal Institute of Technology, Brinellvägen 68, 100 44 Stockholm, Sweden
2. Autonomous Robotic Monitoring of Underground Overhead conductor Systems Bing Jiang, Student Member, IEEE, Alanson P. Sample, Student Member, IEEE, Ryan M. Wistort, StudentMember, IEEE, and Alexander V. Mamishev, Member, IEEE
3. Automatic Supervision of Temperature, Humidity,and Luminance with an Assistant Personal Robot Jordi Palacín, Eduard Clotet, Dani Martínez, Javier Moreno, and Marcel Tresanchez Journal of Sensors Volume 2017, Article ID 1480401, 7 pages <https://doi.org/10.1155/2017/1480401>
4. An Autonomous Mobile Robotic System for Surveillance of Indoor Environments Donato Di Paola, Annalisa Milella, Grazia Cicirelli and Arcangelo Distance. Institute of Intelligent Systems for Automation (ISSIA) National Research Council (CNR), Bari, Italy
5. Robotic Monitoring of Power Systems Bing Jiang, Student Member, IEEE, and Alexander Mamishev, Member, IEEE
6. International Journal of Emerging Technology and Advanced Engineering Website: www.ijetae.com (ISSN 2250-2459, ISO 9001:2008 Certified Journal, Volume 4, Issue 3, March 2014) 38 Implementation of Robotics in Transmission Line Monitoring K. N. Lakshman Kumar<sup>1</sup>, D.V. Harish<sup>2</sup>, N. R. Amuthan<sup>3</sup>, T. R. Siva Prasath<sup>4</sup>
7. International Engineering Research Journal (IERJ) Volume 2 Issue 3 Page 1446-1448, 2016, ISSN 2395-1621 © 2015, IERJ Fault Detection & Maintenance Of Transmission Line Using Robot Technology ISSN 2395-1621
8. International Research Journal of Engineering and Technology (IRJET) e-ISSN: 2395- 0056 Volume: 04 Issue: 07 | July -2017 www.irjet.net p-ISSN: 2395-0072 © 2017, IRJET | Impact Factor value: 5.181 | ISO 9001:2008 Certified Journal | Page 1614 POWER LINE FAULT DETECTION AND RECTIFICATION USING ROBOT 1MD.SWATHLANA, 2V.SAI DIVYA,3N. SIREESHA, 4CH.V.V.D.L PRASANTH,5K.L.NARAYANA, 6Y.SAI SUBRAHMANYAM
9. IEEE TRANSACTIONS ON POWER DELIVERY, VOL. 25, NO. 1, JANUARY 2010 485 A Survey of Mobile Robots for Distribution Power Line Inspection JakaKatrasnik, FranjoPernuš, and Bostjan Likar
10. 2009 IEEE International Conference on Robotics and Automation Kobe International Conference Centre Kobe, Japan, May 12-17, 2009 Linescout Technology: From Inspection to Robotic Maintenance on Live Transmission Power Lines Nicolas Pouliot and Serge Montambault, Hydro-Québec
11. Remote Control and Monitoring Mobile Robot IEEE VasileTompa PhD student – IPR department Technical University of Cluj-Napoca,
12. Transmission Line Maintenance Robots Capable of Crossing Obstacles: State-of-the-Art Review and Challenges Ahead Received 26 November 2008; accepted 10 February 2009 Journal of Field Robotics DOI: 10.1002/rob.20295