

ONLINE NOTICE AND REPORT GENERATOR PLATFORM

Rasika Rajkumar Yadav, Sakshi Sanjay Potdar, Vaishnavi Amit Patil, Sakshi Dayanand Kamble, Avinash Pratap Budaragade

Department Of Computer Science and Engineering, D Y Patil College of Engineering & Technology Kasaba Bawada, Kolhapur, Maharashtra, India

Abstract - Many extra curriculum activities are being organized in various departments of college under different college clubs or groups. When an activity is organized, its information is provided to others through College Notices. Also, one has to create the Report regarding that activity. Creating the notice and its report from the scratch is a hectic work and also maintaining such files on devices or in hard copies is difficult. Because you cannot search for required files whenever it is needed as they are stored in this manner. So, as a solution to this problem we are going to design an application which helps to generate and save the notices and its reports in an effective way. So that a user is only needed to provide the data and do not need to worry about the notice and its report and also its organization.

Key Words: Dynamic programming, user friendly interface, flowchart, notice, report, database, CRUD operations.

1. INTRODUCTION

Considering the traditional way of creating notices in schools, colleges one has to first create the format, the content inside it manually and its reports is a tedious work and more than that is to maintain them in an effective way. In order to avoid it and to provide a kind of systematic solutions platforms such as online notice board, online notice creator etc. are introduced. So, in such platform you are provided with one standard format of notice where various fields asking about details of notice such as class, academic year (i.e., format for school, college notices), day, date, venue, time etc. are provided wherein you have to just fill details and generate notice. Also, side by side you can generate reports of corresponding notices.

Also, it helps to preserve the notices, especially reports of the particular notice regarding events for future references. Let say for example if higher authority visits your institution and wants the reports of past events held in your organization; with the help of this you can easily maintain the records of all the reports created till date. You may find its applications not only in school, colleges but also in government offices, business offices etc. because notice is common aspect here and it becomes easier to work with readymade given format instead of writing or typing the contents manually.

So, our main aim is to create a user-friendly application which can generate and maintain notice and report related

to it. Here, the platform is purposely created for college. The application provides the facility to generate the required program notice and its report in an easy and effective way. One should not worry about maintaining large number of files, the application is going to take care of all these. A college has number of events, programs, educational webinars, and seminars in its academic year so notice has to be created in order to inform all the students, faculty members. Also, one has to generate a report on it. So, it is very hectic process to deal with. Therefore, to provide an ease to this problem it may prove as a useful platform. You can also keep the record of all the notices, report for further references or can also take a print whenever you want as it is being saved forever.

2. Related Work

In [1], authors have developed "Applicative Solution for Generating Reports from Templates". Most of the user neither has knowledge to handle database nor to manage it. They are unable to generate changing reports they need based on the data in their databases. So "ASGRT" can easily solve this issue. They have provided simplicity to the common end users to generate reports from their own criteria, designs etc. This software enables creation of templates containing text and tag that are recognized and substituted by values retrieved from database. So customized reports can be created with ease of use and flexibility.

In [2], Release Notes (i.e., RNs) are most important in software development and maintenance. RNs are used when new software is being deployed as it contains all the new changes made to release of project i.e., description of new features, bug fixes etc. Generating this notes manually are very complex as well as time consuming so authors had come up with an approach of generating RNs automatically titled "Automatic Release Notes Generation". they have used python and generated these notes for node.js projects. Their system extracts changes from Git repository, summarize changes fetch issues from issue tracker and link these issues to code. So, these changes are implemented in system and it produces an output in a document. They also have evaluated their work from 14 industry developers and the results shows that these RNs are very good and accurate than those which are manually created.

In [3], the authors have presented a systematic research and work on "Connection Status Report Generator". It is an auto executable application and it generates a detailed textual and pictorial presentation of network connectivity status of particular computer and sends generated reports to concerned party. It constantly monitors the network connectivity status as well as ease troubleshooting process of finding major cause of call drop. It has real time status tracker, report generator and image viewer interface. This executable application is coded in JAVA and designed to run as background application with minimal system requirements.

In [4], In this "E-Notice Board" project, authors have come up with a technological replacement to the conventional wooden board notice system considering that multiple people struggle and cluster a single wooden notice board information just released, let's say for example Exam results; or even many of the people doesn't have enough time to stand and read the notices. So, they have created screens acting as digital notice boards displaying information to students. They have hardware and Software modules installed and ported on various key locations within an institute. It has one admin panel that handles network communications, software interface created using web technology and faculty interface that would upload information to be displayed on the notice board.

3. OBJECTIVES AND PROPOSED WORK

3.1 Objectives:

- A. To easily generate notice and its report.
- B. To maintain the stored files in an effective way.
- C. To provide user-friendly environment.
- D. To provide ease to access the files for future references.
- E. To provide the new edge to conventional report making ways.

3.2 Proposed Work:

The fundamental of the proposed project work is to develop an Online Notice and Report Generator platform where user has to register himself/herself on our platform after that he/she will get the login credentials such as user's email and the password which will the user create at the time of his/her registration. When user login with his/her login credentials he/she will be able to access the platform services such as creating the notice, viewing the notices also creating the report of notices generated previously or even user can create new report as per one's requirement, viewing the reports. In this project record of all created notices and reports is maintained and viewed as per requirement.

4. DESIGN AND MODULES

4.1 Design of proposed work:

Figure 1 shows flowchart of proposed work

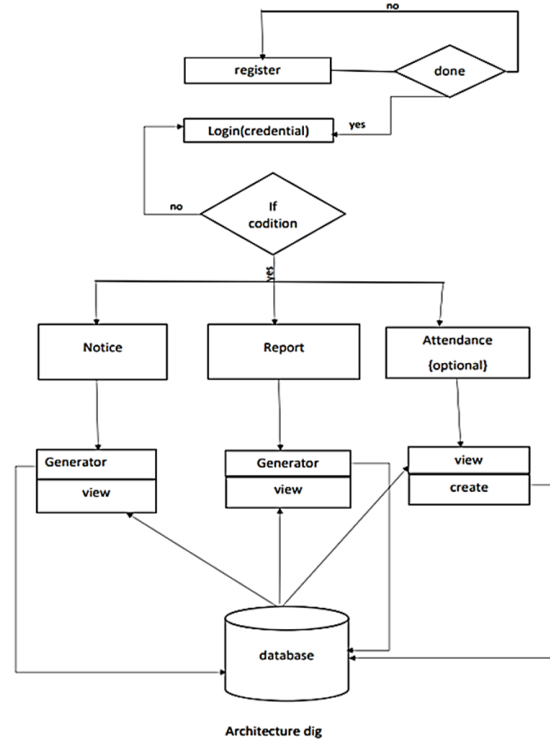


Figure 1: Proposed system architecture

4.2 Modules:

A. Register and Login Module - After successful registration the user will get the login credentials.

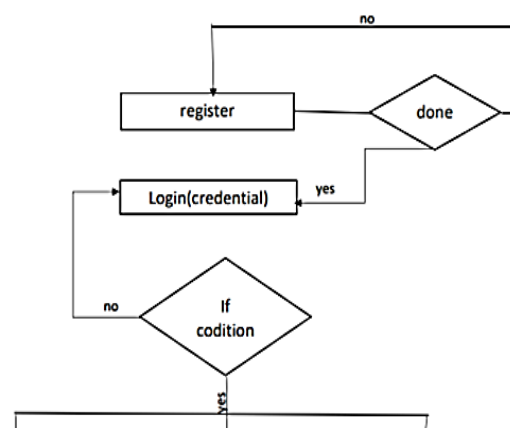


Figure 2: Register and Login Module

B. Notice Module - Here either we can generate a new notice or we can view the previously created notices.

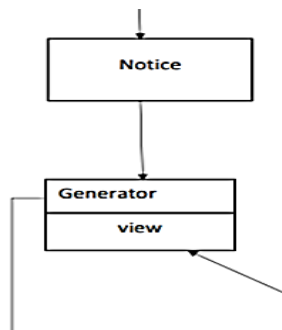


Figure 3: Notice Module

C. Report Module - We can generate new reports or report of created notices and can also view it.

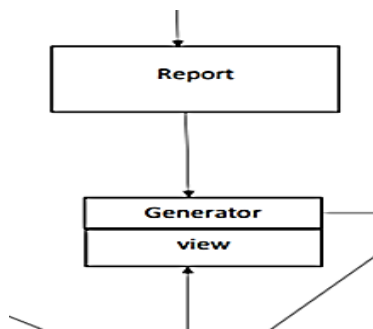


Figure 4: Report Module

D. Attendance Module - This is an additional module where we can upload an attendance sheet related to particular notice.

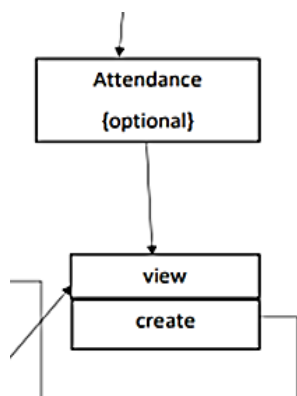


Figure 5: Attendance Module

E. Database - All the created notices, reports and attendance sheets(additional) gets saved onto the database. In view tab of each module, the saved files get retrieved from the database and displayed to the user.

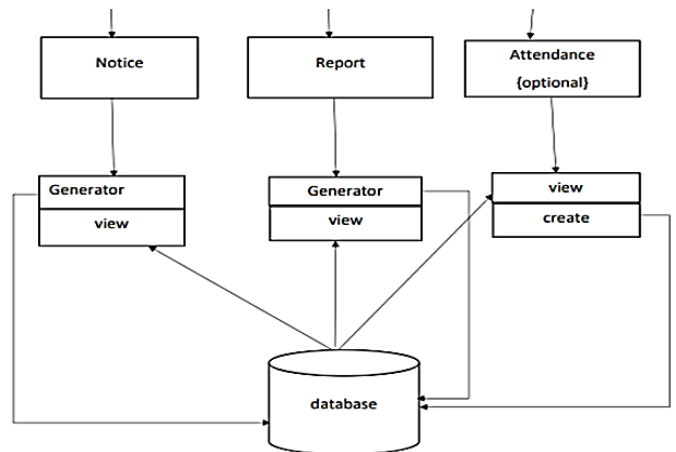


Figure 6: Database Module

5. IMPLEMENTATION AND RESULT ANALYSIS

o Implementation Details:

This article proposes how this platform was designed:

➤ Stage 1:

This stage includes details about installation and configuration of required software.

•Software Installed:

- XAMPP web server
- Python 3.10.9-64 bit

• Chosen the Python language along with XAMPP server for databases.

• Gone through some websites, other organization’s research papers who previously implemented it to get more clarity.

➤ Stage 2:

• All the source code files are written using .py

• Used the dynamic programming concept, in order to fetch the data commonly in a dynamic way.

• Provided the more user-friendly GUI.

• All the modules start from login to logout are interconnected.

• Performed the basic CRUD operations in SQL in order to deal with the data.

➤ Stage 3:

• Analysis of desired output.

○ **Implementation Flow:**

- Creation of “Login” module with login and password.
- Creating “Registration” module along with form including various fields such as name, designation, id etc.
- Designing of customized dashboard.
- Creation of “Notice” module giving generate and view options inside it. Generate option provides you a standard notice format, again it is a form containing various fields, you have to fill according to details and can also export to Word document. View option displays list of all notices created earlier.
- Creation of “Report” module again with generate and view options. Generate will generate report of notices created and view will show list of reports generated.
- Creation of one more common option “Profile” which simply displays profile of user along with all details filled by user during his/her registration.
- The “Logout” option to exit.
- Side by side database creation and table implementations inside it according to module creations.

○ **Results Analysis:**

Successful in creation and implementations of:

- Login module
- Registration module
- Notice module
- Report module along with all the options provided.

Project Screenshots:

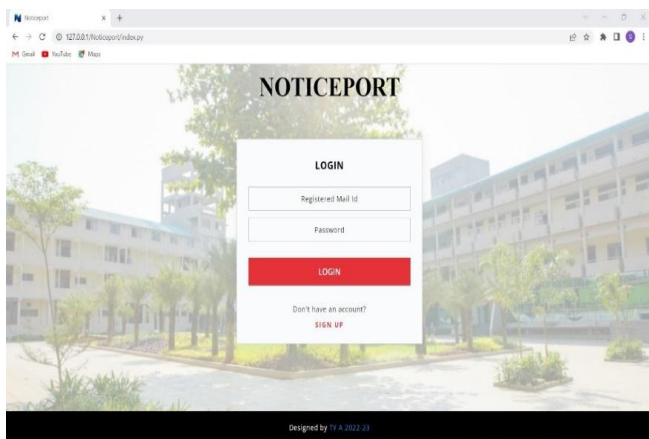


Figure 7: Login Page (Desktop View)

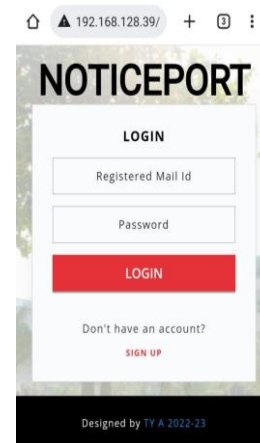


Figure 8: Login Page (Mobile View)

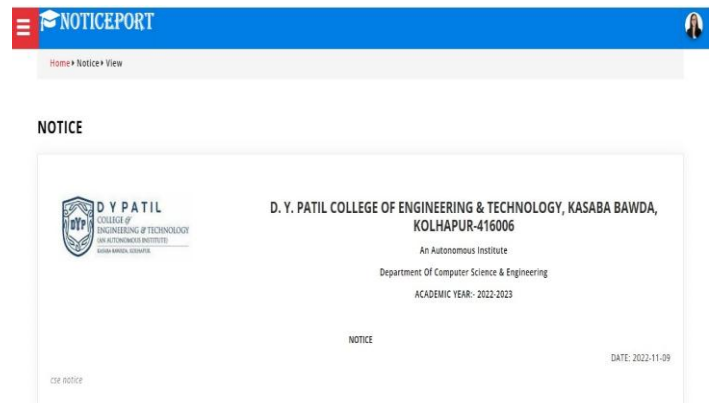


Figure 9: Generated Notice

6. CONCLUSION

Manually creating program notice and its report using word editor is somehow cumbersome. So, there should be some application to overcome not only this problem but also for some of those problems where one has to create files and maintain it with a sorting. Practically it is not that much possible to store files on the storage with perfect sorting and as per one’s requirement. Nowadays, large data is being created but its storage and maintenance is the constraint. User-friendly applications should be developed for helping in such conditions. The application can be for a college, an university or even an enterprise where managing of data is important

7. REFERENCES

- [1]. Dejan Gjorgjevikj ,Gjorgji Madjarov ,Ivan Chorbev , Martin Angelovski , "Automated Report Generation System", International conference of ICT innovations ,January 2011.
- [2]. Mubashir Ali , Wasi Haider, Asad Aftab , "Automatic Release Notes Generation", IEEE 11th International Conference on Software Engineering and Service Science (ICSESS), October 2020.

- [3]. Pratyush Gupta, Somnath Banerjee, Debani Prasad Mishra, Surender Reddy Salkuti, "Connection Status Report Generator", Indonesian Journal of Electrical Engineering & Computer Science, May 2021
- [4]. Sumair Hamza, Sania Bhatti, Memoona sami, "E Notice Board :Dynamic Information Processing Application", Dept. of Software Engg, Mehran, Pakistan.
- [5]. Avinash Pratap Budaragade, Sammed Babannavar, "Automation and Digitization of School using Web Application and Cloud Storage", International Journal for Research in Applied Science & Engineering Technology, Vol-8, Issue-2, 2020
- [6]. Avinash Pratap Budaragade, Vajrashri Biradar, "Smart and Secured Voting System using Magnetic Stripe Voter ID Card and Cloud Storage: A Client-Server Paradigm", International Research Journal of Engineering and Technology (IRJET), Vol-6, Issue-4, 2019
- [7]. Anirudha Potdar Aashna Rukhsaar, Amruta R. Chogule, Avinash P. Budaragade, Vinayak I. Pujari, "A VISION -MACHINE LEARNING AND DEEP LEARNING APPLICATIONS", SEYBOLD REPORT, Vol-17, Issue-10, 2022