

VCE Mini Tool Kit – A Smart Approach for Image Conversion

Arvapally Saatvik¹, A Sree Muktha², Chada Lakshma Reddy³, M.D.N. Akash⁴, Dr. S. Venu Gopal⁵

¹Arvapally Saatvik: Student, Dept. of CSE Vardhaman College Of Engineering, Telangana, India

²A Sree Muktha: Student, Dept. of CSE Vardhaman College Of Engineering, Telangana, India

³Chada Lakshma Reddy: Student, Dept. of CSE Vardhaman College Of Engineering, Telangana, India

⁴M.D.N.Akash: Student, Dept. of CSE Vardhaman College Of Engineering, Telangana, India

⁵Dr.S.Venu Gopal: Associate Professor, Dept. of CSE Vardhaman College Of Engineering, Telangana, India

Abstract - Image Converter empowers organizations to dynamically handle images within the cloud to decrease infrastructure investment. It reduces the amount of money spent on the hardware and software components required to run the cloud. It boosts processing, networking, and storage capabilities. It improves operational activity and drives revenue through vibrant, scalable web experiences. i.e., it relates the functions of a business directly rendering its goods and services to the market. These denote the company's core business enterprises, like manufacturing, distributing, marketing, and marketing a commodity or service. This Image Converter might be a simple tool with a lot of flexibility in terms of doing basic image converting tasks: Any picture format can be converted to BMP, GIF, PNG, or JPG. If an individual is incapable to adopt a photograph, graphic, or placid image file the way the user wants is because the format is not braced, so image converter software can assist. The VCE Mini Tool kit is adaptable, and its time complexity is very less i.e. Everyone can understand the website easily. Essentially, we have focused on the time complexity as the image needs to be converted quickly and the image should get downloaded briskly from the database. We assure you that our website will have no delays and certainly will be different from the other websites.

Key Words: Software, Document, Data Base, Conversion, Tool Kit

1.INTRODUCTION

The world has an adorn pace within the field of science and technology. Many platforms are endowed for the event of the country. Technology made an immense impact on the education system. Many, software's are being developed for the advantage of the people and to minimize the burden on people. Technology is maturing day by day and proposed many software and applications which diminished the freight on people. Within a time, slice, we will finish the tasks using machines that run on various software. Many applications are obtainable on the web which are established for the reduction of varied problems. Here we propose one website that converts all images within the equivalent platform. Conversion is easy with the VCE Mini Tool Kit outfit. It is a transparent and convenient platform. Images are converted with one click, efficiently and precisely. The VCE Mini Tool Kit outfit convertor necessitates minimum time to convert a picture and download it. The photographs

are the replica of the initial content which doesn't require any modifications. The format is revised with no modification of the content. The VCE Mini Tool Kit outfit is free and open-source, anyone can access the website through the net. The VCE Mini Tool Kit outfit provides an uncomplicated thanks to accessing images in varied formats.

This toolkit isn't solely beneficial for college students but is also helpful for an individual who expects online documentation for company purposes or other legitimate usages. Many of us seek a particular document converter or image converter to convert our images but fail in trying to find an expected website or software which matches their necessities. The user can use the converter to change the format of images so that the image is sent to the receiver and the converter may be applied to alter the format of the image if a person requires to control a necessary file. Image Converter empowers organizations to dynamically handle images within the cloud to decrease infrastructure investment. It reduces the amount of money spent on the hardware and software components required to run the cloud. It boosts processing, networking, and storage capabilities. It advances operational activity and stimulates revenue through vigorous, scalable web experiences. i.e., it relates the functions of a business directly rendering its goods and services to the market. These denote the company's core business enterprises, like manufacturing, distributing, marketing, and marketing a commodity or service. The Image Converter could be a simple tool that provides flexibility when it comes to performing basic image conversion tasks: It can convert between any image format and BMP, GIF, PNG, and JPG [1]. The website runs efficiently it converts images quickly and smoothly and it is a comprehensible website. Here an individual can convert all types of images from one format to another clearly and efficiently. And the process of conversion is also very simple and can be conceded by the user and he can utilize it whenever he requires which will be available on the internet.

If an individual is incapable to adopt a photograph, graphic, or placid image file the way the user wants is because the format is not braced, so image converter software can assist. In 90-degree increments, it can rotate photos. At a time, it can convert a substantial amount of BMP/PNG/GIF images to JPG/JPEG image format with the equivalent dimension and determination [1]. When BMP images are converted to JPG

images, their size is extensively lessened but dimension and backbone remain constant. It can resize or extend photos by a percentage or to the right size, with the first ratio preserved if desired. Images are often converted into RAW images. More pricey digital cameras usually grant the choice to shoot in Raw image format. Data in an exceedingly RAW file is structured consistent with the Bayer filter's design in cameras that job on one image sensor. Delaying, the method of getting bitmap data from a RAW image is usually a lossy operation. To use the image converter, click the Convert button after selecting the image or images you want to convert. The images file type group also adds a Convert Image option to the context menu of common image formats, so you may use the converter by right-clicking on a picture file and selecting it.

2. LITERATURE SURVEY

Ujgare, S.N., Baviskar et al. (2013), The paper focuses on a system called DICOM(Digital image and communications in medicine).It is an image manager that can control the acquisition, retrieval and distributions of medical images within picture archiving and communication systems(PACS).The main motive of the system is to convert the .dcm extension images into standard image extensions like .png,.jpeg.[1]

Mangano, M.D. et al. (2014), The paper discusses about how radiologist must interact with the patients first and get their opinion on which type of radiologic results they wanted to be treated with.[2]

Johnson, A.J. et al. (2009), This paper mainly tells about taking opinions of various patients on which information is exactly required by them in their radiology reports. As in many results unnecessary information is present and the required information is very short. The main aim is to make the reports patient-centered.[3]

Arnold et al. (2013) As advanced imaging in clinical diagnosis and treatment is used in various areas for treatment of complicated diseases the images which come as a result is very difficult for a normal person to understand. Therefore technologies like natural language processing modules are used to extract salient concepts from radiology results and tools like java based web applications were developed which is user friendly application for an patient to understand their results better.[4]

Jacob, J et al. (2002) This paper speaks about the physician-patient relationship. There is a disturbance in the physician-patient relationship as the physicians share very minimal information about the patients health condition with the patient. This problem has caused the patients to start researching about diseases and the method of curing over the internet. When patient brings about this researched information to the physician they start hesitating. Therefore a consistent method was adopted where patient can access the information over the internet under the guidance of the

physician therefore leading to better quality of aiding patients and patient can even assess the quality of information.[5]

Koehring, A et al. (2008) In medical industry various new technologies are being introduced for analyzing the reports and curing the patients. Computed tomography and magnetic resonance imaging are few latest scanning technologies that are being widely used. But there are still physicians who use the same old techniques. In order to spread the developing technologies all over many methods are being implemented one of them is the virtual reality system that was created to display volume rendered medical models in three dimension. This paper concentrates on improving the capabilities of medical professionals.[6]

Orthanc, This paper introduces us to a software called Orthanc which is a powerful standalone server. As may hospitals uses DICOM files to show customer reports, Orthanc is designed to improve the DICOM flows in the hospitals. Orthanc can turn any device running on any OS into a DICOM store without any complex procedures. Standard image extensions like png, jpeg can be derived through on-the-fly from the DICOM.[7]

3. PROPOSED APPROACH

We have proposed this scheme to convert the images for different applications in different formats. For example, while attending an interview we need to fill the application form of the respective company or job an individual is applying for. We need to upload our image which should be in PNG format. The original images will be saved in JPG/JPEG format [10][11]. Therefore, the application does not accept the images in JPG/JPEG format so it will require a converter to convert the image according to the corresponding format specified in the application. To convert the images from one format to another format, the converter follows the manner shown in the subsequent diagram. First, we need to pick the repository from our computer. To choose the repository from the computer we use the input function, so by clicking the upload button the system undeviatingly shows the repositories present in the computer and permits an individual to select the relevant file he requires from the system.

After choosing the image, the image is cached in the database, so by clicking the convert button the images begin to convert into the corresponding format and get converted eventually. The image is then stored back in the database and when the download button is clicked the image stored in the database by the name assigned to the image will be downloaded after conversion. Then the individual can upload the downloaded or converted image in the application. Similar to this, we have so many areas where an individual has to select a particular format of images if that particular format of the image is not with them then the individual needs to convert the image and after conversion, he needs to upload the correct photo or image in that

position. With the help of our website the VCE Mini Tool Kit, we can quickly convert the image from one format to another format and it is straightforward and ergonomic. Everyone can understand the website perfectly. Essentially, we have focused on the time complexity as the image needs to be converted quickly and the image should get downloaded fastly from the database [2][3][4]. We assure you that our website will have no delays and certainly will be different from the other websites. The website runs efficiently it converts images quickly and smoothly and it is a comprehensible website. Here an individual can convert all types of images from one format to another clearly and efficiently. And the process of conversion is also very simple and can be conceded by the user and he can utilize it whenever he requires which will be available on the internet [2][3][4].

Image compression can be lossy or lossless. Lossless image squeezing is useful for a variety of reasons, including remedial imaging, practical drawings, cut workmanship, and cartoons. Squeezing tokens are produced by lossy image compression algorithms, especially when used at low bit rates. For normal images, lossy methods are individually relevant [5]. For instance, in fitness photos, a slight loss of consistency is sufficient to achieve a significant reduction in bit rate. Visually lossless compression is a lossy compression technique that produces minor irregularities.

The following are some lossless image compression methods:

Run-length encoding is a sort of lossless data compression that preserves the running of information stored as a single information value and count, rather than as the initial run. This is especially true when the data contains many such runs.

Predictive Coding and DPCM: DPCM-led signals with a progressive example connection result in significant compression proportions. This refers to a correlation between adjacent pixels in images; in video signals, it refers to a correlation between matching pixels in consecutive frames and inside frames.

Entropy encoding: Entropy encoding is a type of entropy coding that creates and assigns a single without prefix code to each unique symbol that appears in the input. These entropy encoders then summarize data by substituting the analogous variable-length yield prefix-free codeword for each fixed-length input symbol.

Lossy compression methods include Chroma sub-sampling: By equalizing or removing a few chrominance data points in the picture, chroma sub-sampling takes use of the way the human eye sees continuous changes in brilliance more clearly than shades.

Transform coding: This is the most used technique. In general, a Fourier-related transform, such as the Discrete

Cosine Transform (DCT), is often used. When referring to a collection of discrete cosine transforms, the DCT is rarely referred to as "DCT-II"; for example, see discrete cosine transform.

Fractal compression: The fractal compression method is a lossy compression solution for digital images that is based on fractals. Because sections of a picture generally resemble other elements of that image, the method is particularly useful for textures and original photos.

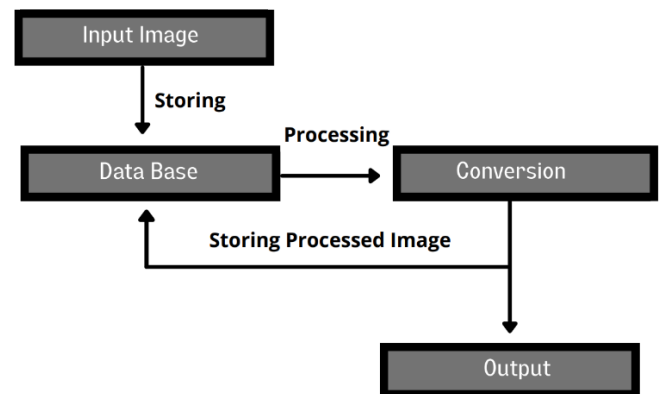


Figure -1: General Process Flow for the Proposed Approach

First, confirm that you have the correct template for your paper size. This template has been tailored for output on the A4 paper size. If you are using US letter- sized paper, please close this file and download the Microsoft Word, Letter file.

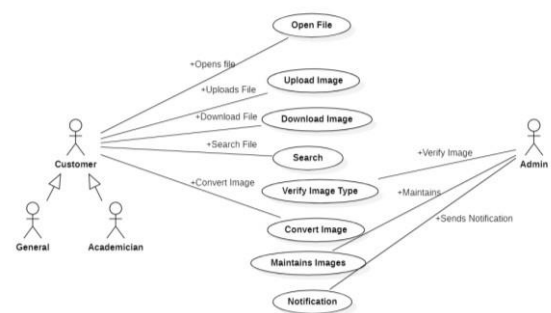


Figure -2: Use Case Diagram For Image Conversion

A use case diagram in UML is used to show the various ways in which a user can interact with a system. In Figure 2 it describes the usecase diagram of image convertor. There are several usecases namely Open file, Upload image, download image, Search, Verify Image Type, Convert Image, Maintain Images, Notification. And there are mainly two actors they are Customer and Admin.

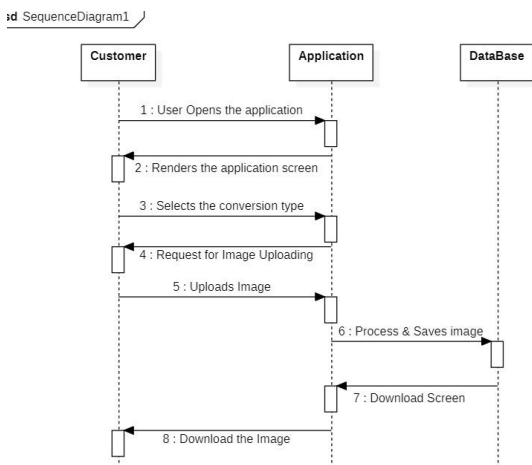


Figure -3: Sequence Diagram for Image Conversion Process

A sequence diagram is a diagram created using the Unified Modeling Language (UML) that depicts the order in which messages are sent between objects during an interaction. The chain of communications transmitted between objects is depicted in a diagram. Control structures between objects may also be shown in sequence diagrams. In figure 3 it shows the flow how user uses the tool kit.

4. EXPERIMENTAL SETUP

Web technologies are flourishing sort of a wildfire from time to time and reaching the preliminary of all technologies. Web development mainly comprises two parts. the primary part is front-end Development which a user can view together with his naked eyes. This entails designing sites. HTML (Hypertext markup language), CSS (Cascading style sheets), and JavaScript are three common tools that help with this. The front-end developer makes a latent website that has no functionalities.

And therefore, the second a part of the online development is that the pith of the online applications that's back-end development which helps to take care of the info from the front-end (User). This part comprises various responsibilities processing data, storing data, securing data. This job is completed with the assistance of the Django framework which implements MySQL lite3 by default [6]. When the user uploads image, it's instantly stored within the database. The VCE Mini Tool kit application uses numerous tools for processing data. the appliance utilizes the "pillow" library for converting images from one format to a different format say JPG to PNG then the user is guided to the respected page through which the user can download his converted image [8]. The most elegant thing about this application is that our application doesn't need any sign-in details and this application is free for several attempts that are the user can visit our website and use it for several attempts and it converts an outsized amount of image size clearly and quickly and in an efficient manner [12][13]. After opening the web site, the user can see all kinds of conversions within the

website and therefore the user must pick which sort of conversions he requires, he should attend the respective option and choose the file from his system. this will be done by applying the input tag during which the user must stipulate the sort of file he needs then the user has got to give some specifications like accept only .jpg files or

.jpeg files or .webp files or .png files this toolkit must accept it in order that the system undeviatingly shows only those image format files which are there within the user's system [10].

After selecting the image, the user can view which image he has selected, the name assigned to the image are going to be written beside it. By clicking on the convert button, it takes a limited time to convert the image and after converting the image it gets redirect to a different page where the user can download the image by clicking the download button, there'll be a default name assigned to the image like abc.png. If the user is converting a picture from jpg to png. The front-end is illustrated within the VCE Mini Tool Kit carpenter's kit as mentioned above. We've used HTML, CSS, script, bootstrap for the frontend framework. within the back end, there exists tons of procedures and steps to be followed. Chiefly we are using Django for the framework and for the database we are acquiring MySQL lite3, so this may be apparent for the back-end [6][7]. The image we select from the user's computer are going to be stored within the database and therefore the process starts converting by using the code present within the toolkit, the code is written using the "Pillows" because it is that the most fitted to the pictures using python. Using pillows made our code simple and adaptable. After the image gets converted it'll be stored within the database itself. While the user clicks the download button the trail is about, the converted image is going to be downloaded with the name assigned and extension alongside it. The image is going to be saved on your computer within the downloads section. Moreover, when there's a technical issue or any erroneusness occurs, it'll directly redirect into a replacement page showing pitying the inconvenience please try again!

Then if the user refreshes and tries again the image gets converted and can be easily downloaded within the format which the user needs. The foremost purpose is that the pictures will invite a special format of image conversion and therefore the original image format within the user system differs from the format asked so we'd like to convert the image consistent with the format mentioned so we deem that our website VCE Mini Tool Kit carpenter's kit is that the fittest for converting and downloading the pictures in whichever format the user needs.

Algorithm for a conversion:

- 1) Uploading user image
- 2) Storing an image in the database

- 3) Processing an image
- 4) Uploading converted image in the database
- 5) Downloading through download button
- 6) Gets downloaded in the download folder

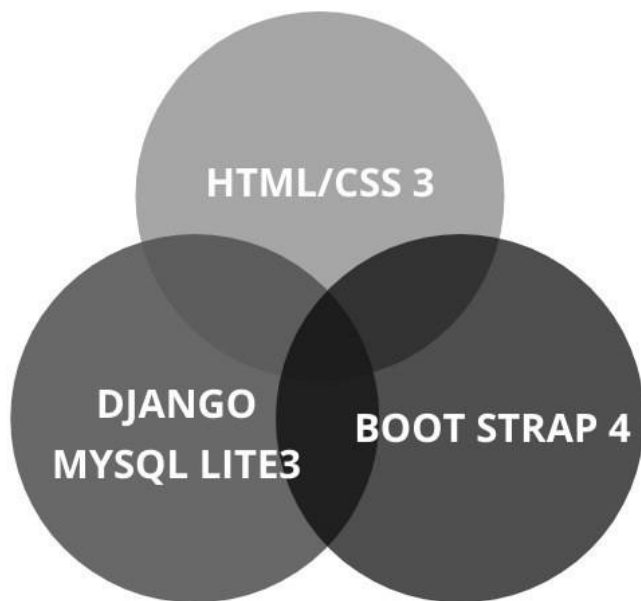


Figure -4: Technology ecosystem for the proposed approach

5. RESULTS AND DISCUSSION

Here the photographs are converted efficiently and promptly from one extension to a different extension. It supports the Bitmap, GIF, PNG, and JPEG image formats [10][11]. If the source image isn't already in one of the above-mentioned formats, the user must select an output format in which to save the image; however, if the source image is already in one of these formats, the Convert option will be disabled. You must select a JPEG Quality level from 0 to 100 when switching to JPEG format. The quality option controls how well the converted image will paraphrase the source image data. JPEG is a lossy compression technology [14][15]. The higher the quantity, the more secure the standard will be, and the image will have a larger file size as a result. Besides uncompressed setups and lossless compression setups which will typically be interconverted with no loss of detail, there are compressed setups like JPEG, which abandons detail on almost every compress. While a conversion from a compressed to an uncompressed setup is standard without loss, this is often not valid the opposite way around. are converted quickly, it is a secured method, and the conversions efficiently take place [14][15]. Django is the ablest for the back end and is handy so that the users can use it comfortably and in an adequate manner. And nowadays all

the applications an individual is applying While developing bit depth is typically lossless, flatter image size can propose aliasing or additional undesired artifacts. The user can set the Alpha conversion backdrop color while converting an image from a format with an alpha (transparency) channel, such as PNG. Because the backdrop color is stored in a format that does not support the alpha channel, this color will be used. The conclusion we get is that the image is converted within the format the users want from the respective format given by the user and the output is going to be in an apt manner with no glitches. Conclusion and Future Work Introduction the world has become stride within the field of science and technology. Many platforms are founded for the event of the country. Technology made an immense impact on the education system. Much software's are being developed for the good thing about the people and to minimize the burden on people. Technology is maturing day by day and proposed many software and applications which diminished the burden on people.

Within a time slice, we can finish the tasks using machines that run on various software. Many applications are available on the net which are made for the reduction of assorted problems. Here we propose one website that converts all images within the same platform. Conversion is easy with the VCE Mini Tool Kit carpenter's kit. it's a transparent and user-friendly platform. Images are converted with one click, efficiently and accurately. The VCE Mini Tool Kit carpenter's kit converter necessitates minimum time to convert a picture and download it. the photographs are the replica of the first content which doesn't require any modifications. The format is revised with no modification of the content. The VCE Mini Tool Kit is free and open-source, anyone can access the website through the net. The VCE Mini Tool Kit outfit provides an uncomplicated thanks to accessing images in varied formats. This toolkit isn't solely beneficial for college students but is also helpful for a person who requires online documentation for company purposes or other legitimate usages.

Many folks look for a definite document converter or image convertor to convert their images but fail in looking for an expected website or software which matches their necessities. The user can use the converter to change the format of images so the image may be sent to the receiver and the converter is often applied to diversify the format of the image if a person requires to work on a necessary file. Image Converter empowers organizations to dynamically handle images within the cloud to decrease infrastructure investment [12]. It lowers the cost of assembling the necessary hardware and software to support the cloud. It boosts processing, networking, and storage capabilities. It improves operational activity and drives revenue through vibrant, scalable web experiences. i.e., it relates the functions of a business directly rendering its goods and services to the market. These denote the company's core business enterprises, like manufacturing, distributing, marketing, and marketing a commodity or service.

The Image Converter may be a simple tool with a high degree of adaptability when it comes to doing basic image conversion tasks: Any picture format can be converted to BMP, GIF, PNG, or JPG [10]. If an individual is incapable to adopt a photograph, graphic, or placid image file the way the user wants is because the format is not braced, so image converter software can assist. It can rotate photos in 90-degree increments. At a time, it can convert a substantial amount of BMP/PNG/GIF images to JPG/JPEG image format with the equivalent dimension and determination[1]. When BMP images are converted to JPG images, their size is extensively lessened but dimension and determination remain constant [12]. It can resize or extend photos by a percentage or to the right size, with the first ratio preserved if desired. RAW photographs are frequently converted from JPEGs [8][[9].

More pricey digital cameras usually grant the choice to shoot in Raw image format. Data in an exceedingly RAW file is structured consistent with the Bayer filter's design in cameras that job on one image sensor. Delaying, the method of getting bitmap data from a RAW image is often a lossy operation. Select the image you want to convert and click the Convert button to open the image converter. You can also use the converter by right-clicking on a picture file and selecting the ConvertImage button from the context menu of common image formats, which is included in the pictures file type collection. The photos file type group also adds a Convert Image option to the context menu of common image formats, so you can use the converter by right-clicking on a picture file and selecting it. The conclusion we reach is that the image will be converted into the format desired by the user from the format provided by the user, and the output will be accurate and error-free.



Figure -5: Comparison between VCE Mini Tool Kit and Other Converters

6. CONCLUSION AND FUTURE WORK

The VCE Mini Tool Kit outlay is free and a libre source can access the web site by the net. The VCE Mini Tool Kit outlay renders straightforward acknowledgments to access images in diverse formats. This toolkit isn't solely propitious for faculty students but is additionally crucial for a private who

expects online documentation for business purposes or other authorized usages.

Many solicit for an appropriate document converter or image convertor to convert their images and documents but flounder in trying to seek out an exacted website or software which equals their obligations. The user can use the converter to alter the format of images so the image is converted to the receiver's expectation and may send the image to the receiver. The converter may additionally be applied to change the format of the image if someone requires regulating a necessary file. Image Converter enables organizations to dynamically ply images within the cloud to attenuate infrastructure investment. It reduces the amount of money spent on assembling the hardware and software components needed to run the cloud. It boosts processing, networking, and storage capabilities. It advances operational activity and stimulates revenue through vigorous, scalable web experiences. i.e., it relates the functions of a business directly furnishing its goods and services to the market. These denote the company's core business enterprises, like manufacturing, distributing, marketing, and marketing a commodity or service. The Image Converter is a simple application for performing basic image conversion tasks: it can convert any image format to BMP, GIF, PNG, and JPG formats. Select the image you want to convert and click the Convert button to open the image converter. The pictures file type collection also adds a Convert Image button to the context menu of common image formats, so you can use the converter by right-clicking on an image file and selecting it. The pictures file type group also adds a Convert Image command to the context menu of common image formats, so you might be able to use the converter by right-clicking on an image file and selecting the Convert Image option. The conclusion we get is that the image are going to be converted within the format the users want from the respective format given by the user and the output are in an apt manner with none flaws.

7. REFERENCES

- [1] Ujgare, S.N., Baviskar, S.P.: Conversion of DICOM image into JPEG, BMP and PNG image format. *Int. J. Comput. Appl.* 62(11), 0975–8887 (2013)
- [2] Mangano, M.D., Rahman, A., Choy, G., Sahani, D.V., Boland, G.W., Gunn, A.J.: Radiologists' role in the communication of imaging examination results to patients: perceptions and preferences of patients. *AJR Am. J. Roentgenol.* 203(5), 1034–1039 (2014). doi: 10.2214/ajr.14.12470
- [3] Johnson, A.J., Easterling, D., Williams, L.S., Glover, S., Frankel, R.M.: Insight from patients for radiologists: improving our reporting systems. *J. Am. Coll. Radiol.* 6(11), 786–794 (2009). doi: 10.1016/j.jacr.2009.07.010

- [4] Arnold, C.W., McNamara, M., El-Saden, S., Chen, S., Taira, R.K., Bui, A.A.: Imaging informatics for consumer health: towards a radiology patient portal. *J. Am. Med. Inform. Assoc.* 20(6), 1028–1036 (2013).
<https://www.ncbi.nlm.nih.gov/pmc/articles/PMC3822110/pdf/amiajnl-2012-001457.pdf>. doi: 10.1136/amiajnl-2012-001457
- [5] Jacob, J.: Consumer access to health care information: its effect on the physician-patient relationship. *Alaska Med.* 44(4), 75–82 (2002)
- [6] Koehring, A., Foo, J.L., Miyano, G., Lobe, T., Winer, E.: A framework for interactive visualization of digital medical images. *J. Laparoendosc. Adv. Surg. Tech. A* 18(5), 697–706 (2008). doi: 10.1089/lap.2007.0240
- [7] Orthanc in a nutshell. <http://www.orthanc-server.com/static.php?page=about>
- [8] Google to unify the Internet image format? (2014). *China Education Network*, 08, 80.
- [9] Richardson, I. E. (2004). Fast subjective video quality measurement with user feedback. *IEE Electronics Letters*, 40(13), 799–800.
- [10] Ilya, G. (2013). Faster, smaller and more beautiful web with WebP. <http://www.tuicool.com/articles/goto?id=FFZ73y>
- [11] Benjamin Z. Yao, Xiong Yang, Liang Lin, Mun Wai Lee and Song-Chun Zhu, "I2T: Image Parsing to Text Description" *IEEE Conference on Image Processing*, 2008.
- [12] A. W. M. Smeulders, M. Worring, S. Santini, A. Gupta and R. Jain, "Content-based image retrieval at the end of the early years," *IEEE Transactions PAMI*, vol 22, no. 12, 2000.
- [13] Y. Rui, T. S. Huang, and S. F. Chang, "Image retrieval: Current techniques, promising directions, and open issues," *Journal of Visual Communication and Image Representation*, vol. 10, 1999.
- [14] M. S. Lew, N. Sebe, C. Djeraba, and R. Jain, "Content-based multimedia information retrieval: State of the art and challenges," *ACM Transactions on Multimedia Computing, Communications, and Applications*, vol. 2, no. 1, pp. 1-19, Feb. 2006.
- [15] C. Snoek and M. Worring, "Multimedia video indexing: A review of the state-of-the-art," *Multimedia Tools Appl*, vol. 25, no. 1, 2005.