

A NOVEL SYSTEM FOR AMBIENCE TRACKING AND CONTROLLING

Asst. Prof. Asra Sultana, Mohd. Abdul Hakeem, Syed Imran Uddin, Mohd. Abdul Suboor

Dept. of ELECTRICAL AND ELECTRONICS ENGINEERING, ISL ENGINEERING COLLEGE, BANDLAGUDA, HYDERABAD.

Abstract— In this project, we aim to create an internet-based system that can govern the environmental situations in remote places in the in house arenas. The system is designed in such a way that the communication between its components uses wireless Technology based on IEEE standards. As a result, we can record the data output of the devices from any place in the world when the device is associated with internet. In this model, a complete solution using sensor technology and communication rules. The data is recorded and stored. Evaluation of a system prove that the methodology is suitable for implementation and can be installed in real time environment..

Index Terms—About four key words or phrases in alphabetical order, separated by commas.

I. INTRODUCTION

There is an immense need of environment monitoring with the population growth as safety of people is very important. With the advancements in electronics technology and sensor Technology, many systems have been introduced and developed to Cater to the needs of environment monitoring. Using internet, the sensor data can be collected, monitored and updated using IoT technology.

Environment monitoring can be done using wireless sensor networks. One of the first electronic devices that have been used for sensing and recording data from physical environment. This wireless sensor are capable of communicating wirelessly using IEEE standards as they contain sensors that are capable of achieving designated task within a particular sensing environment. The primary motto of using wireless sensor Technology in Environmental monitoring and Ambience tracking is to achieve energy efficient buildings and infrastructure, curb carbon footprint and pollution, reduced cost and this has paved away for the development of novel digital technology systems known as cyber physical systems such as actuators, sensor networks, embedded systems etc. altogether form intelligent systems. The wireless sensors are used to collect environmental parameters from the surroundings. This is introduced by the CPS which contain networks of processing elements, sensors and actuators for controlling recording and processing the environmental data. These systems are similar to IoT which resembles a

large scale of devices that are connected to the internet and communicate with each other and potentially having a continuous connection between people and devices.

AIM OF THE PROJECT:

In this project, we aim to develop assistant system for environment monitoring and Ambience tracking by utilizing the capabilities of wireless sensor networks that can record the sensed data and connect to the internet so that the recorded data can be collected and stored at remote server using the internet. Hence in this process the environment or and variance can be monitored and controlled from anywhere in the world.

TECHNICAL APPROACH:

This project utilizes sensors like smoke, heat, light, humidity, gas sensors to understand and log the environment conditions. The smoke and gas sensors trigger the buzzer when they detect gas or smoke in the in house environment. The temperature sensor records the temperature and generation electrical pulse for the corresponding temperature. It is then converted into a digital signal using the data conversion facility using electronics. If the temperature is high then the fans are switched on. Lights are switched up when the LDR sensor detects night mode. Air conditioners can be controlled using the humidity and temperature sensors. Water motors are switched on when dry conditions are detected.

II. LITERATURE SURVEY

BACKGROUND:

Many contributions have been made in the field of environment sensing and monitoring by using wireless Technology. Some of the examples include an automatic irrigation system which utilizes a distributed network of wireless soil moisture sensors and temperature sensors. It has helped in saving about 90% water when compared to other traditional mechanism. Application of wireless sensor Technology in grid and electricity monitoring has paved a way for development of energy efficient buildings. This applications use IEEE and Zigbee protocols and they need gateways to share data over the internet and store them. Some of the other promising techniques that can help to sense the environmental data are BLE, TCP and UDP.

Utilising Wi-Fi sensors to sense, collect and share data seems to be a better approach when compared to the existing methodologies.

The main contribution of this paper, consists in the development of a dependable, stand-alone, low-cost, and low-power scalable system, with reduced total cost of power (TCO), allowing the remote visualization of environmental and ambient data in places where IEEE802.11 b/g network content exists. Reference presents a complete result for temperature and relative moisture monitoring using low-power wireless bias, allowing a battery continuance of 2 times when a 20-min dimension cycle is used. Then, a data bystander and data processing operation, running on a particular computer, is included. This provides functionalities for startling the stoner by e-mail or SMS. Reference describes the development of compact battery-powered systems allowing the monitoring of carbon dioxide situations, temperatures, relative moisture, absolute pressure, and light intensity, which shoot the data using the existent wireless structure grounded on the IEEE802.11 norms. A LabVIEW operation that gathers the data from the detectors and places them on a public pall for the IoT was also developed, demonstrating the possibility of recording and imaging data from every place where an Internet connection is available. The work presented then leads to a ubiquitous network armature, where the detectors are part of the Internet. The developed monitoring result, a CPS that incorporates all the developed Wi-Fi detectors and a pall platform, allows the accession of data from every place where a wireless IEEE802.11 network exists and the visualization of recorded data from every terminal connected to the Internet, without any fresh tackle and software operation other than an Internet cybersurfer. The novelty of the tackle and software perpetration in the case of the proposed system consists in the development of a dependable stage-alone result with a reduced power consumption of all its factors, videlicet, the wireless detectors and the pall platform. The choices regarding the used factors and their tackle and software design lead to a low-cost system with reduced TCO. The former work showed that the developed detectors can operate for roughly 3 times on a single 3V battery. Although the development of IEEE802.11-grounded detectors may not be new, the power effectiveness of the developed detectors represents a significant donation, achieving a battery continuance analogous to the one handed by further power-effective results, grounded on IEEE802.15.4/ZigBee communication. The proposed monitoring system takes advantage of the being IEEE802.11 structure, which presently has a content exceeded only by the one handed by cellular networks.

“Automated Irrigation System Using a Wireless Sensor Network and GPRS Module”

An automated irrigation system was developed to optimize water use for agrarian crops. The system has a distributed wireless network of soil-humidity and temperature detectors placed in the root zone of the shops. In addition, a gateway unit handles detector information, triggers selectors, and transmits data to a web operation. An algorithm was developed with threshold values of temperature and soil humidity that was programmed into a microcontroller-grounded gateway to control water volume. The system was powered by photovoltaic panels and had a duplex communication link grounded on a cellular-Internet interface that allowed for data examination and irrigation scheduling to be programmed through a web runner. The automated system was tested in a savant crop field for 136 days and water savings of over to 90 compared with traditional irrigation practices of the agrarian zone were achieved. Three clones of the automated system have been used successfully in other places for 18 months. Because of its energy autonomy and low cost, the system has the implicit to be useful in water limited geographically insulated areas.

“Sentinella: Smart Monitoring of Photovoltaic Systems at Panel Level”

The monitoring of photovoltaic (PV) systems is important for the optimization of their effectiveness. In this paper, a low-cost smart multisensor armature equipped with voltage, current, irradiance, temperature, and inertial detectors, for the monitoring (at the panel position) of a PV system, is presented with the end of detecting the causes of effectiveness losses. The system is grounded on a Wireless Sensor Networks with seeing bumps installed on each PV panel. The acquired data are also transferred to a service center where devoted paradigms continuously perform the assessment of electrical effectiveness as well the estimation of identified causes, at the single panel position. In this paper, the discovery of critical faults (temporary and endless shadowing, staining, and anomalous aging) is addressed. The methodology espoused to estimate effectiveness losses and affiliated causes is grounded on the comparison between the measured effectiveness of each PV panel and the nominal one estimated in the real operating conditions. Also, the anomalous aging estimation is grounded on the five parameter model approach that exploits a devoted minimization paradigm to dissect the mismatch between the nominal current-voltage model of the PV panel and the measured one. The main advantage of the proposed approach is the nonstop monitoring of PV shops and the assessment of possible causes of power inefficiency at the PV panel position, allowing for the perpetration of a really effective distributed fault opinion system. The experimental results are presented along with the analysis of the query affecting the dimension system.

III. SYSTEM ANALYSIS

EXISTING SYSTEM:

Many contributions have been made in the field of environment sensing and monitoring by using wireless Technology. This applications use IEEE and Zigbee protocols and they need gateways to share data over the internet and store them. Some of the other promising techniques that can help to sense the environmental data are BLE, TCP and UDP. Even these protocols need gateways for communication.

Disadvantages

- Use gateways to connect to the internet and store data in remote servers
- May fail if the gateways do not function properly.

PROPOSED SYSTEM:

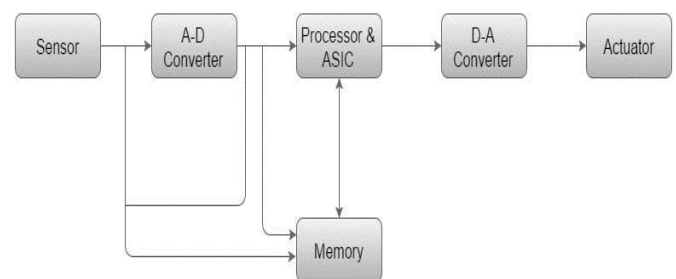
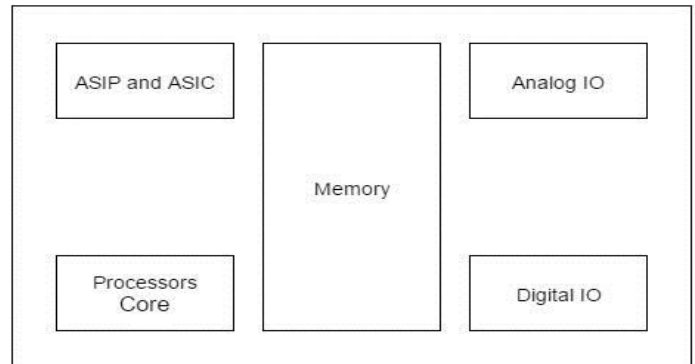
This paper presents a system for environmental and ambient parameter monitoring using low- power wireless detectors connected to the Internet, which shoot their measures to a central server using the IEEE802.11 b/g norms. Eventually, data from each over the world, stored on the base station, can be ever imaged from every device connected to the Internet. This overcomes the problem of system integration and interoperability, furnishing a well-defined armature that simplifies the transmission of data from detectors with different dimension capabilities and increases administrative effectiveness (10). Until lately, Wi-Fi technology has not been considered for enforcing wireless seeing results because of its incapability to meet the challenges in these types of systems, with the major debit conforming in the wrong energy consumption. Still, this has changed, since new power-effective Wi-Fi bias have been developed and new results can profit from several advantages offered by this technology, videlicet, the reduction of structure costs while perfecting total power costs, native IP- network comity, and the actuality of familiar protocols and operation tools (11). Likewise, high transmission rates, which are needed in artificial operations, are attainable and the access to the network in this case is easy and no special wireless appendages are needed

ADVANTAGES:

- Do not rely on gateways.
- Chances of execution failure are minimal.

IV. IMPLEMENTATION

SYSTEM ARCHITECTURE:



Block Diagram of proposed system

ARDUINO UNO

Arduino/ Genuino Uno is a microcontroller board grounded on the ATmega328P (datasheet). It has 14 digital input/ affair legs (of which 6 can be used as PWM labors), 6 analog inputs, a 16 MHz quartz demitasse, a USB connection, a power jack, an ICSP title and a reset button. It contains everything demanded to support the microcontroller; simply connect it to a computer with a USB string or power it with a AC-to-DC appendage or battery to get started. You can tinker with your UNO without worrying too important about doing commodity wrong, worst case script you can replace the chip for a few dollars and start over again.

"Uno" means one in Italian and was chosen to mark the release of Arduino Software (IDE)1.0. The Uno board and interpretation1.0 of Arduino Software (IDE) were the reference performances of Arduino, now evolved to newer releases. The Uno board is the first in a series of USB Arduino boards, and the reference model for the Arduino platform; for an expansive list of current, once or outdated boards see the Arduino indicator of boards.



Arduino Uno



NodeMCU

PROGRAMMING

The Arduino/ genuine Uno can be revamped with the (Arduino programming (ide)). Elect"Arduino/ genuine Uno from the instruments> board menu (as per the microcontroller on your board). For craft, see the reference and instructional exercises.

The atmega328 on the Arduino/ genuine Uno comespre-changed with a bootloader that awards you to move new law to it without the application of an outside gear software mastermind. It conveys exercising the first stk500 show (reference, c title records).

You can also avoid the bootloader and program the microcontroller through the icsp (in- circuit progressive programming) title exercising Arduino isp or similar; see these headlines for craft.

Node MCU

NodeMCU is a low- regard open- source IoT stage. From the launch recollected the firmware that runs for the ESP8266 Wi-Fi SoC from Espressif Systems and stuff that reckoned upon the ESP-12 module. Later, keep up for the ESP32 32- cycle MCU was added.

NodeMCU is an open- source firmware for which open-source prototyping board plans are open. The name"NodeMCU"joins" center point"and"MCU" (more unpretentious than the ordinary regulator unit). The explanation"NodeMCU"keenly talking proposes the firmware rather than the associated progress packs.

Both the firmware and prototyping board plans are open source.

IoT Technology and Applications

IoT enhancement out of nowhere sidekicks the IoT operation that's concentrated on the mound business try director and definite guests, while associations and contrivances permit association of genuine subjects. IoT programming offers reliable introductory gimmick to-human and device to contrivance reports. IoT contrivance programs need to insure that records are gotten and suitably acted unsurprising with a sensible accurate way, a smooth model is that of crucial programming program programming seeing that has the moved remaining of effects which combers original item, flashing effects, meat, and dairy terms. Likewise, inside the system of eased factors, magnificent control of environmental change, supernatural circumstance, and humidity are sometimes noticed and applicable moves are in a determined manner and plainly made to keep contrivances squander from a critical distance indeed as the cooperation is out of backbone. To state that"a many cases of IoT programs in cultures can be set in the sharp terrain, keen Hothouse, keen metropolitan networks, tricky Water, splendid Metering, security and Exigency, business control, original Robotization, and virtual substance".'

IoT" is as needs be positioned on contrivances that could look at linked information and a short time latterly shoot it to the existent.k. IoT bothering conditions as said in a first look, there are a couple of disturbing conditions that IoT configuration needs to stay in the coming gathering on the way. The total of the contrivances, centers related in abettor in nursing IoT configuration needs to have altogether low indolence over solid hyperlinks. Because of the huge style of IoT contrivances and the operation of a couple of reprise gatherings, there can be a failure in range houses. Disregarding the way that IoT widgets are creating step by step that consumes exceptionally lower strength, anyhow of the way that there can be a gigantic measure of nursery gas transmission given those bias. Eventually, IoT structure by and by do not actually should be bring solid anyway besides, they should have the choice to help miscellaneous operations and widgets.

As said above in IoT disturbing conditions, IoT operations can have a couple of redundant smooth conditions to deal with, for case, gimmick watching out for, evidence, Scalability, Mobility, Anchor- millions an unthinkable plan altogether less transferring, and so on As noted, IoT groups consolidate a couple of miscellaneous contrivances, but also, content material security is a central point of interest that plays a top- notch work.

A once report has shown the bothering conditions of each IoT and ICN in their once test, this once examining trials to go on with them wherein IoT portray the remarkable disturbing conditions and as another choice, ICN addresses the outstanding responses. Anyhow of the way that they notice described in the first place how stand-apart ICN capacities can acclimate to IoT issues and starting also and into the foreseeable future, some use times and coherent assessments are examined.

Limitations

The device has the going with deterrents

1. Community As of now, there can be no tendency for naming and following detectors. A invariant study relative as the USB or Bluetooth is needed which need to not be that hard to do.
2. Multifaceted nature there are different entries for dissatisfaction with complex systems. For case, every you and your abettor may in like manner likewise gain dispatches that the milk is done and every one of you can produce to look for the same. That leaves you with twofold the aggregate needed. Also again there may be an item program programming worm making the printer demand essay further than one time while it requires alone cartridge.
3. pillagers/ security pillagers are a huge issue with IoT. All of the estimations ought to be decoded so records generally your plutocrat-affiliated character or how a huge cargo of milk you eat up is fully normal information at the place of the fine trades or together along the edge of your musketeers.
4. Substance there's a threat that the item program can be addressed and your records manhandled. The possibilities are interminable. Your answer being changed or your record information being addressed may also also have to put you at the open door. Accordingly, all the security hazards produce to be the purchaser's responsibility.

LM35 TEMPERATURE Detector

LM35 is a distinct IC temperature detector with its affair related to temperature (in C). The detector device is fixed and therefore it is not familiar with oxidation and unambiguous plans. With LM35, the temperature can be surveyed more as it should be than with a thermistor. It's other than has low tone-warming and does not loosen up to than 0.1oC temperature over air.

The working temperature regard is from -55 °C to 100 fifty °C. The eschewal- put voltage shifts by 10mV pondering every upward high/ fall in reasonable joining temperature, i.e., its scale to.01 V/ AC

No	Function	Name
1	Supply voltage; 5V (+35V to -2V)	Vcc
2	Output voltage (+6V to -1V)	Output
3	Ground (0V)	Ground




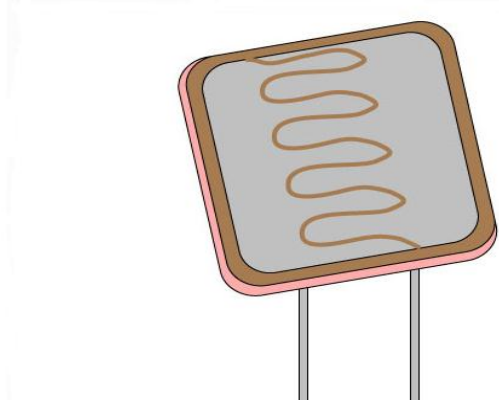
FIG: TEMPERATURE SENSOR LM35

LIGHT DEPENDENT RESISTOR

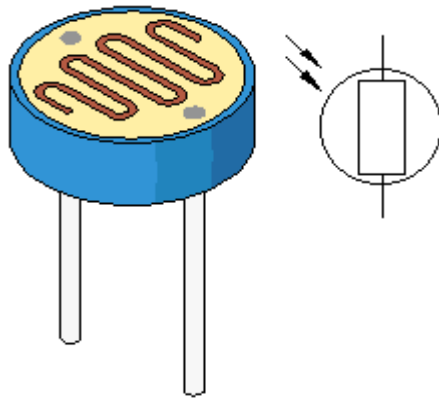
An LDR (Light ward resistor), as its name proposes, offers a interference given the encompassing light. The resistance reduces as the force of event light additions, as well as the contrary way around. With virtually no light, LDR shows a interference of the supplication for super ohms which lessens to fairly many hundred ohms inside seeing light. It can go presumably as a detector since a moving voltage drop can be carried according to the evolving light. It's involved cadmium sulfide (CdS).

A LDR has a flub cadmium sulfide track. It's a particular device, i.e., conducts in the two headlines in the same plan.

Pin Diagram:



A Light Dependent Resistor (also called LDR, photoconductor, or photocell) is a device that has a check which changes according to how important light falls on its face.



A normal light ward resistor is introduced over alongside (on the right- hand side) its circuit map picture. Different LDR's have different conclusions, yet the LDR's we vend in the REUK Shop are truly standard and have resistance in complete shadowiness of 1 MOhm, and a block of a couple of kOhm in marvelous light (10-20kOhm@ 10 lux, 2-4kOhm@ 100 lux).

V. CONCLUSION

The improvement of a CPS, which video display units environmental parameters primarily based totally at the existent IEEE 802.11 infrastructure, became presented. It employs sensors measuring the ambient or the environment, which ship messages to an IoT platform the usage of UDP. The verbal exchange protocol and the layout of the nodes assist in attaining low strength consumption, offering battery lifetimes of numerous years. The gadget gets rid of bulky solutions, offers the opportunity of logging records wherein Wi-Fi community insurance exists, and may be utilized in a huge variety of tracking applications. Future work intends to enhance the reliability and protection of the proposed gadget.

REFERENCES

- [1] M. o. H. a. U. affairs, "Smart Cities Mission," Government of India, 15 8 2019. [Online]. Available: <http://smartcities.gov.in/content/>. [Accessed April 5, 2020].
- [2] "Air Pollution in Delhi (An Analysis)," CPCB ENVIS Center, Delhi, 2016.
- [3] "Thingspeak Based Sensing and Monitoring System for IoT with Matlab Analysis," International Journal of New Technology and Research, pp. 19-23, 2016.
- [4] F. Z. J. T. Meijuan Gao, "Environmental Monitoring System with Wireless Mesh Network Based on Embedded System," IEEE, pp. 174- 179, 2008.
- [5] U. F. A. M. R. S. U. F. A. M. Z. Rakhmetulayeva S.B., "Development of an information-analytical system for the analysis and monitoring of climatic and ecological changes in the environment," ScienceDirect, vol. 170, no. 11, pp. 578-583, 2020.
- [6] L. X. L. T. Oluleke Bamodu, "An Indoor Monitoring System using Low-Cost Sensor Network," ScienceDirect, vol. 141, no. 4, pp. 660- 666, 2017.
- [7] A. T. S. A. N. K. Hardeep Saini, "Arduino Based Automatic Wireless Weather Station with Remote Graphical Application and Alerts," IEEE, no. 3, pp. 605-609, 2016.
- [8] "ESP8266EX Datasheet," Espressif Systems, 2 2018. [Online]. Available: https://www.espressif.com/sites/default/files/documenta tion/0a-esp8266ex_datasheet_en.pdf. [Accessed April 5, 2020].
- [9] "DHT11 Humidity and Temperature Sensor," Mouser Electronics, [Online]. Available: <https://www.mouser.com/datasheet/2/758/DHT 11- Technical-Data-Sheet-Translated-Version-114305 4.pdf>. [Accessed April 5, 2020].
- [10] "Androiderode," 8-9-2018. [Online]. Available: <https://www.androiderode.com/rain-sensor-fc-37 -or-yl-83/> [Accessed April 5, 2020].